DESIGN NOTES
■ DESIGNED PER CALCS. #31635
■ ALL PARTS TO BE STENCILED: MFG DATE / PRODUCT ID / WEIGHT.

BILL OF MATERIALS

ITEM	UNIT QTY	QTY	PART NUMBER	DESCRIPTION	MASS (lb)
1	1	1	100012876	Plug Cover 4860x8 Slab Top 27"C Glendale CA	2086
2	1	1	100012400	Vault Neck 4860x12	1753
3	1	4	100008123	PLUG VN CONCRETE SLAB PLASTIC	
4	1	1	100008122	PLUG PICKHOLE NEOPRENE RUBBER CI COVER ED/LA	
5	1	4	100007016	BOLT HEX 5/8-11 UNC 1.625 304SS	
6	1	1	100005902	CI COVER 27DIA NF R-1581-A ASTM A-48 CL35B C OF G LT	185

200101349.idw

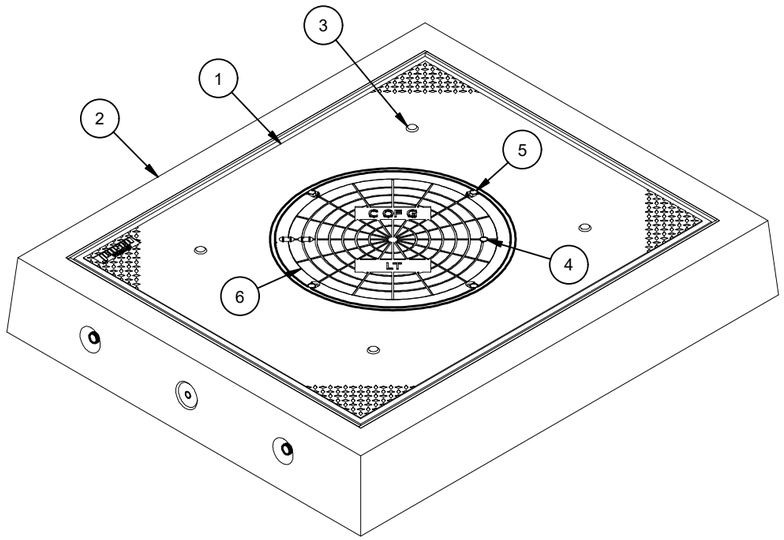

ISO VIEW

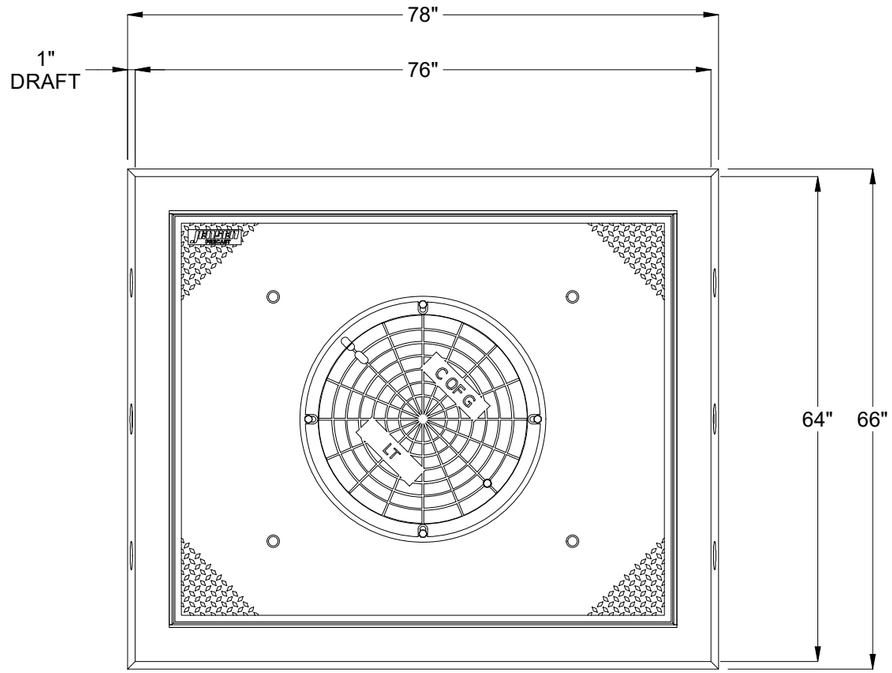

PLAN VIEW

LIFTING NOTES
■ INSTALLATION: THIS CONCRETE PRODUCT IS DESIGNED TO BE LIFTED AT 5500 PSI WITH 4 LIFT CONNECTIONS EQUALLY LOADED TO 4 LIFTING POINTS AT A MINIMUM 90° SLING ANGLE, MEASURED FROM HORIZONTAL.
■ DEMOLDING: THIS CONCRETE PRODUCT IS DESIGNED TO BE LIFTED AT 2500 PSI WITH 4 LIFT CONNECTIONS EQUALLY LOADED TO 4 LIFTING POINTS AT A MINIMUM 90° SLING ANGLE, MEASURED FROM HORIZONTAL.
*All rigging shall be design by a qualified professional. Loading diagrams show illustrations of possible rigging setups to achieve the required sling angle and load leg equalization. Other valid rigging configurations are possible. A qualified professional must be consulted prior to lifting.

RIGGING DIAGRAMS*			
INSTALLATION	E	DEMOLDING	E
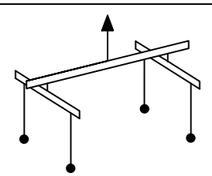		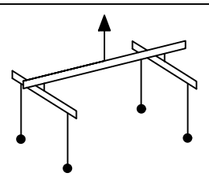	

BURY DEPTH:	0.0' - 0.0' to Top		
WATER LEVEL:	3.0'	APPROX. WEIGHT:	4024.96 Lbs
DESIGN SPEC:	ACI 318,ASTM C857	LOADING SPEC:	A-16 (AASHTO HS20-44)
AGENCY:	Glendale CA	AGENCY SPEC:	

Infrastructure
JENSEN
WWW.JENSENPRECAST.COM

©2025 Jensen Infrastructure - All rights reserved.
All materials appearing as Jensen Infrastructure documents and the like are proprietary work product and are protected under U.S. copyright and other laws.
Unless in conjunction with business conducted with Jensen Infrastructure any use of Jensen Infrastructure work product without express, written consent is prohibited, and recipient is prohibited from distributing any and all work product to non-approved third parties under penalty of civil action. This product shall only be produced in a Jensen Infrastructure facility.

REVISION HISTORY

REV	DESCRIPTION	DATE	APPROVED
A-1	INITIAL RELEASE	5/12/2025	

DESCRIPTION:	Vault Neck and Plug Cover Assembly 4860x12 27"C Glendale CA CASTING LAYOUT		REV: A-1
PART NUMBER:	200101349	DRAWN BY:	S. Rodarte
CREATED:	5/12/2025	MODIFIED:	5/12/2025
			SHEET: 1 OF 1