DESIGN NOTES
■ STRUCTURES TO BE STENCILED, "JENSEN PRECAST", WITH "TIME" AND "DATE OF POUR", AND SDGE STOCK NUMBER ON EXTERIOR AND INTERIOR WALLS.

COVER NOTES
■ 1/2" STAINLESS STEEL PENTAHEAD BOLTS AND WASHER (4 PER COVER, 8 TOTAL)
■ 200,000 LB WHEEL LOAD DUCTILE IRON COVERS.
■ LIFT ASSIST STAINLESS STEEL MECHANICAL STRUTS (ONE EA. COVER). LIFT FORCE REQUIRED PER COVER 35 LBS MAX.
■ SAFETY BAR LOCKS WHILE OPENED (1 PER COVER, 2 TOTAL).

CROSS REFERENCE		
JENSEN PART No.	SHORT DESCRIPTION	SDGE STOCK No.
200055539	3316 HS20 Traffic Loading	

BILL OF MATERIALS

ITEM	UNIT QTY	QTY	PART NUMBER	DESCRIPTION
1	22.993 ft^3	22.993 ft^3	100037806	CONCRETE 6000 PSI WETCAST #87 SCC W/ FLY ASH 5%-6% AIR SDGE FONT
2	1	1	100038330	COVER 2872 6808Z1/A2 ASTM A536 HD NPR21-003334-30573 EJ
3	1	1	200035222	FRAME 60102 STEEL CAST-IN VCN
4	1	4	100002801	INSERT COIL THIN SLAB 4LEG 1 X 3-1/2 GALV CX-24
5	1	1	300123801	REINFORCING MAT 300123801

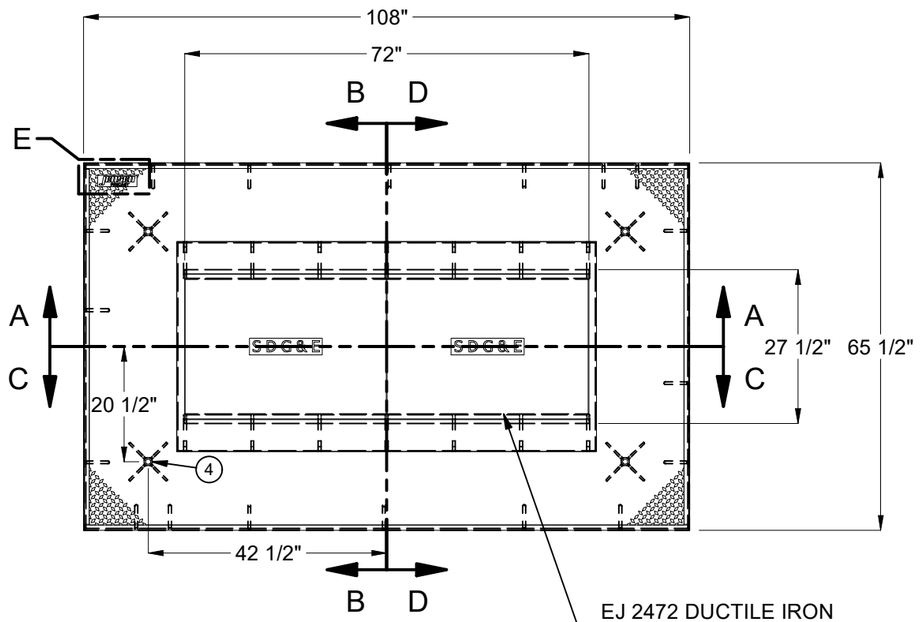

PLAN VIEW

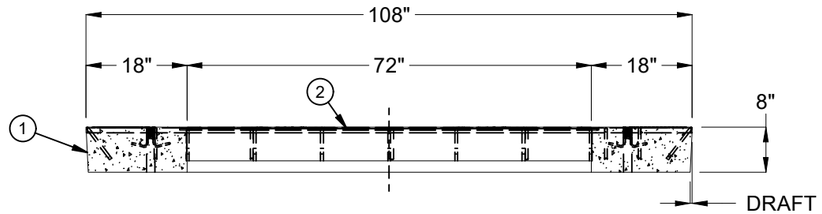

SECTION A-A

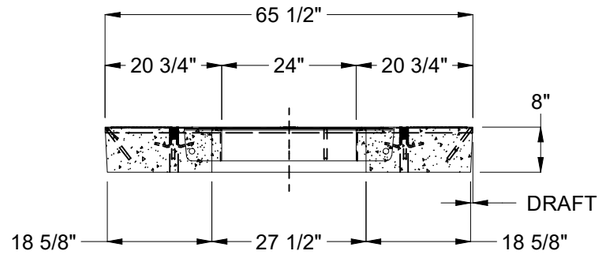

SECTION B-B

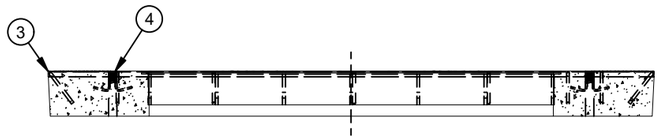

SECTION C-C

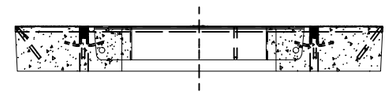

SECTION D-D

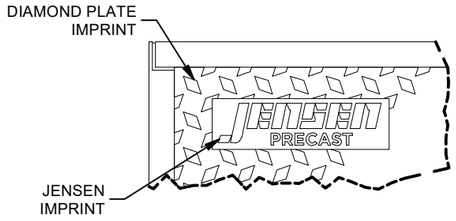

DETAIL E

LIFTING NOTES
■ DEMOLDING: THIS CONCRETE PRODUCT IS DESIGNED TO BE LIFTED AT 2,500 PSI WITH 4 LIFT CONNECTIONS EQUALLY LOADED TO 4 LIFTING POINTS AT A MINIMUM 90° SLING ANGLE, MEASURED FROM HORIZONTAL.
■ INSTALLATION: THIS CONCRETE PRODUCT IS DESIGNED TO BE LIFTED AT 5,500 PSI WITH 4 LIFT CONNECTIONS EQUALLY LOADED TO 4 LIFTING POINTS AT A MINIMUM 90° SLING ANGLE, MEASURED FROM HORIZONTAL.

BURY DEPTH:	0.0' - 0.0' to Top		
WATER LEVEL:	3.0'	APPROX. WEIGHT:	4654.4 Lbs
DESIGN SPEC:	ACI 318,ASTM C857	LOADING SPEC:	A-16 (AASHTO HS20-44)
REINFORCEMENT TYPE:	Rebar	LIFTING TYPE:	Lift Hole

JENSEN PRECAST EST. 1968

WWW.JENSENPRECAST.COM

©2023 Jensen Precast- All rights reserved.
All materials appearing as Jensen Precast documents and the like are proprietary work product and are protected under U.S. copyright and other laws.
Unless in conjunction with business conducted with Jensen Precast, any use of Jensen Precast work product without express, written consent is prohibited, and recipient is prohibited from distributing any and all work product to non-approved third parties under penalty of civil action.

REVISION HISTORY			
REV	DESCRIPTION	DATE	APPROVED
E-1	REMOVED STRUTS FROM BOM	11/17/2023	

DESCRIPTION: Plug Cover 60102x8 Slab Top 24"x72"C SDGE 3316 CASTING LAYOUT			REV: E-2
PART NUMBER:	200055539	DRAWN BY: J. Prado	SHEET: 1 OF 1
CREATED:	7/23/2019	MODIFIED: 11/17/2023	

200055539.idw