NOTES
■ CONCRETE MIX USED IN POURING THIS PRODUCT SHALL USE FLY ASH AS AN ADMIXTURE.
■ ALL PARTS TO BE STENCILED: MFG DATE / PRODUCT ID / WEIGHT.
■ EACH CONCRETE SECTION SHALL BE MARKED ON THE INSIDE & OUTSIDE WITH "JENSEN", THE DESIGNATION "DWP/FA-CN", AND THE DATE OF THE POUR.
■ EACH CONCRETE SECTION SHALL HAVE CAST-IN ON THE INSIDE "JENSEN", THE YEAR, AND THE DESIGNATION "FA-CN".

BILL OF MATERIALS

ITEM	UNIT QTY	QTY	PART NUMBER	DESCRIPTION
1	20.307 ft^3	20.307 ft^3	100006026	CONCRETE 5500 PSI DCI & FLY ASH LADWP
2	1	4	100002874	ANCHOR DOGBONE P52 4T X 4-3/4" GALV
3	1	1	100005940	PULL IRON OFFSET WITH REBAR .875DIA 4.5H 316SS LADWP
4	1	8	100003010	TERMINATOR DUCT WITH SEAL 2IN T2001
5	2.000 in	16.000 in	100013798	PIPE PVC SCH 40 2IN DIA
6	1	1	200039724	REINFORCING MAT 200039724

200039549.idw

STOCKPILE - JENSEN INFRASTRUCTURE
CITY OF LOS ANGELES INSPECTION
REQUIRED WO# C0034604

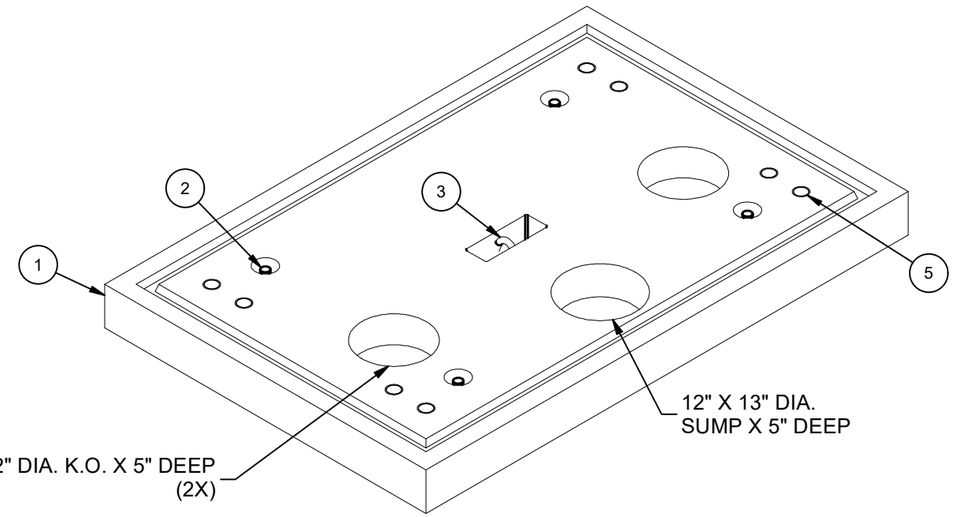

ISOMETRIC VIEW

LIFTING NOTES
■ INSTALLATION: THIS CONCRETE PRODUCT IS DESIGNED TO BE LIFTED AT 5500 PSI WITH 4 LIFT CONNECTIONS EQUALLY LOADED TO 2 LIFTING POINTS AT A MINIMUM 60° SLING ANGLE, MEASURED FROM HORIZONTAL.
■ DEMOLDING: THIS CONCRETE PRODUCT IS DESIGNED TO BE LIFTED AT 2500 PSI WITH 4 LIFT CONNECTIONS EQUALLY LOADED TO 4 LIFTING POINTS AT A MINIMUM 60° SLING ANGLE, MEASURED FROM HORIZONTAL.
*All rigging shall be design by a qualified professional. Loading diagrams show illustrations of possible rigging setups to achieve the required sling angle and load leg equalization. Other valid rigging configurations are possible. A qualified professional must be consulted prior to lifting.

RIGGING DIAGRAMS*

INSTALLATION	B	DEMOLDING	C

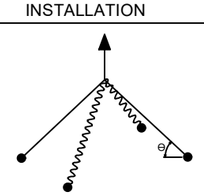

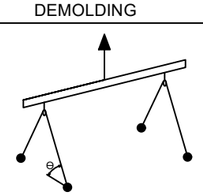

BURY DEPTH:	8.0' - 8.0' to Top		
WATER LEVEL:	3.0'	APPROX. WEIGHT:	3121.1 Lbs
DESIGN SPEC:	AASHTO LRFD,ASTM C857	LOADING SPEC:	A-16 (AASHTO HS20-44)
REINFORCEMENT TYPE:	Rebar	LIFTING TYPE:	Dogbone

Infrastructure
JENSEN
WWW.JENSENINFRASTRUCTURE.COM

©2026 Jensen Infrastructure - All rights reserved.
All materials appearing as Jensen Infrastructure documents and the like are proprietary work product and are protected under U.S. copyright and other laws.
Unless in conjunction with business conducted with Jensen Infrastructure , any use of Jensen Infrastructure work product without express, written consent is prohibited, and recipient is prohibited from distributing any and all work product to non-approved third parties under penalty of civil action.
This product shall only be produced in a Jensen Infrastructure facility.

REVISION HISTORY

REV	DESCRIPTION	DATE	APPROVED
C-3	ADDED DIMENSIONS	1/22/2026	

DESCRIPTION:	Vault 4878x7 Slab Bottom Sump LADWP G-286 G1 REV-31 , COLA CASTING LAYOUT		REV: C-3
PART NUMBER:	200039549	DRAWN BY:	D. Mejia
CREATED:	6/26/2019	MODIFIED:	1/22/2026
			SHEET: 1 OF 2

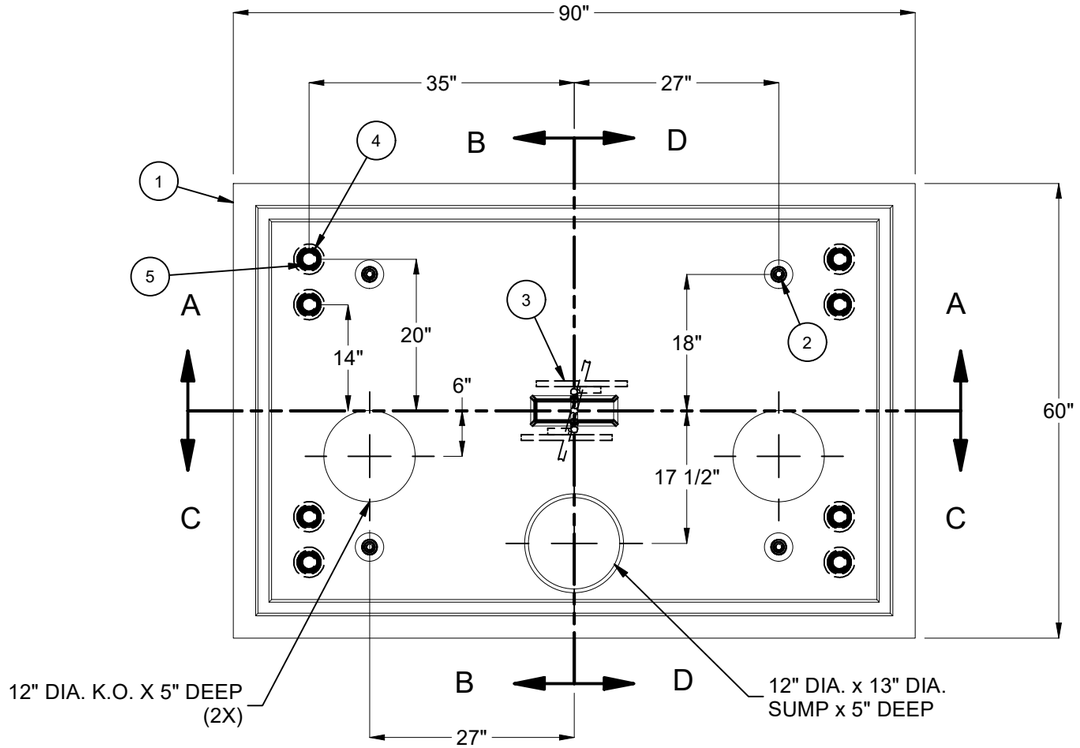

PLAN VIEW

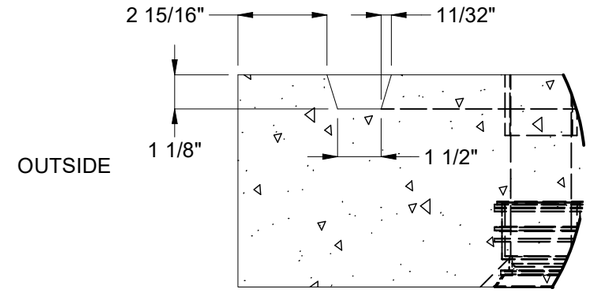

KEY DETAIL E

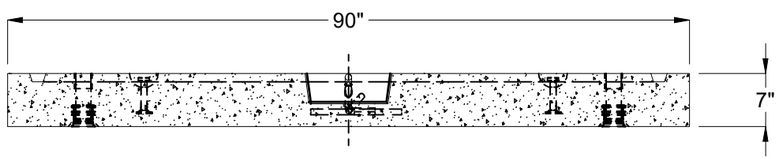

SECTION A-A

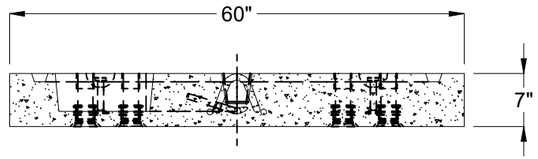

SECTION B-B

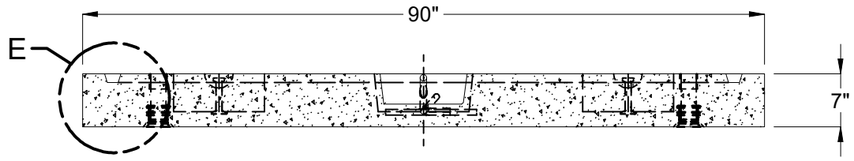

SECTION C-C

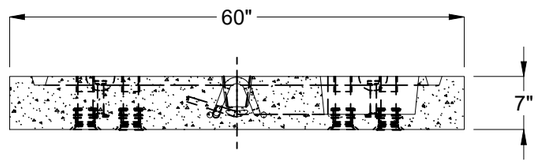

SECTION D-D

BURY DEPTH:	8.0' - 8.0' to Top		
WATER LEVEL:	3.0'	APPROX. WEIGHT:	3121.1 Lbs
DESIGN SPEC:	AASHTO LRFD,ASTM C857	LOADING SPEC:	A-16 (AASHTO HS20-44)
REINFORCEMENT TYPE:	Rebar	LIFTING TYPE:	Dogbone

Infrastructure
JENSEN
WWW.JENSENINFRASTRUCTURE.COM

©2026 Jensen Infrastructure - All rights reserved.
All materials appearing as Jensen Infrastructure documents and the like are proprietary work product and are protected under U.S. copyright and other laws.
Unless in conjunction with business conducted with Jensen Infrastructure , any use of Jensen Infrastructure work product without express, written consent is prohibited, and recipient is prohibited from distributing any and all work product to non-approved third parties under penalty of civil action.
This product shall only be produced in a Jensen Infrastructure facility.

DESCRIPTION:	Vault 4878x7 Slab Bottom Sump LADWP G-286 G1 REV-31 , COLA CASTING LAYOUT		REV: C-3
PART NUMBER:	200039549	DRAWN BY:	D. Mejia
CREATED:	6/26/2019	MODIFIED:	1/22/2026
			SHEET: 2 OF 2

200039549.idw