DESIGN NOTES:

- CONCRETE SHALL HAVE A 28 DAY MINIMUM COMPRESSIVE STRENGTH OF

PRODUCTION NOTES:

- LIFTING INSERTS SHALL BE INSTALLED PER MANUFACTURER'S REQUIREMENTS
- APPLIED FINISH -
- INTERNAL LINER/COATING -
- EXTERNAL LINER/COATING -

BILL OF MATERIALS

ITEM	UNIT QTY	QTY	PART NUMBER	DESCRIPTION
1	2.503 ft^3	2.503 ft^3	100002728	CONCRETE MIX GENERIC 4000 PSI
2	1	1	300155288	REINFORCING MAT 300155288
3	1	2	100003261	HANDLE LIFT 1/2DIA ASSY

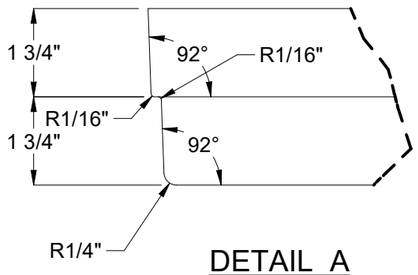

DETAIL A

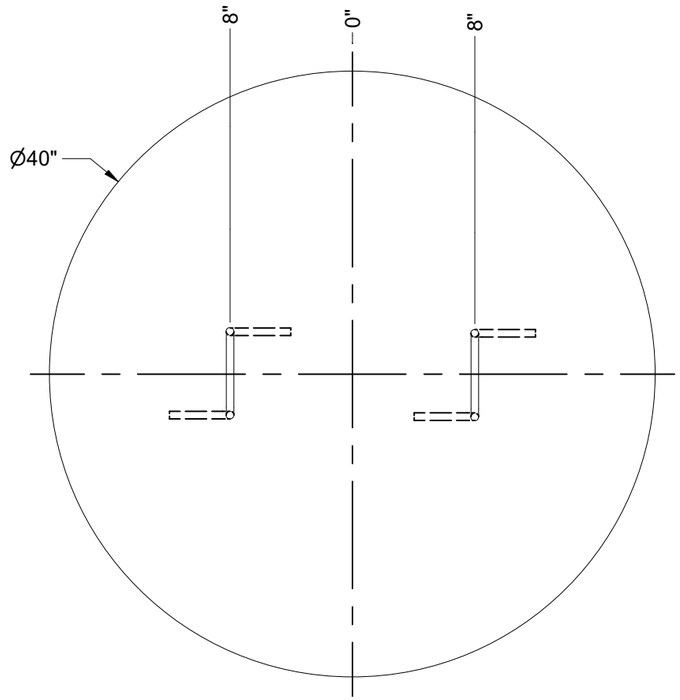

PLAN VIEW

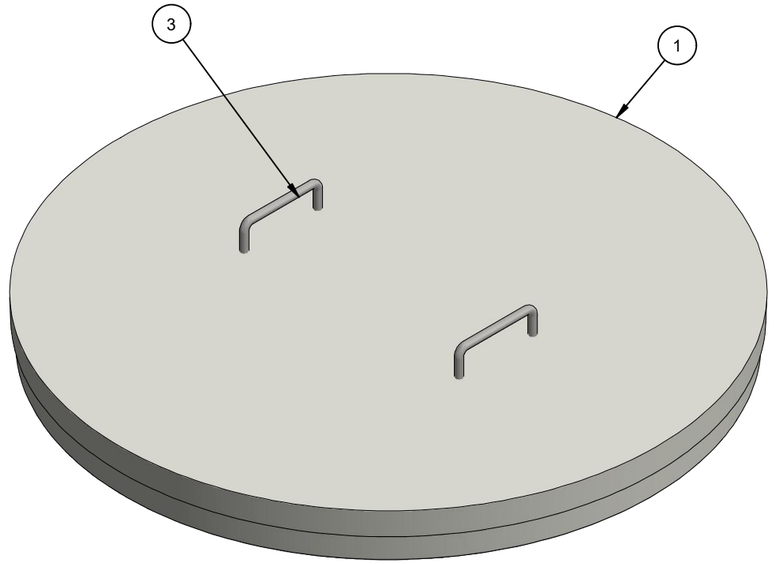

ISOMETRIC VIEW

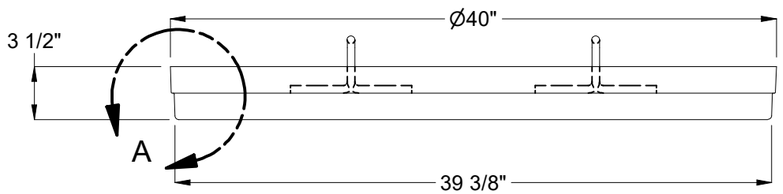

PROFILE VIEW

NOTE:

RCP PLUGS ARE INTENDED TO BE SECURED IN PLACE BY COMPACTED BACKFILL MATERIAL TO THE FULL HEIGHT OF THE EXCAVATION. EXTERNAL SOIL PRESSURE SHALL BE GREATER THAN THE INTERNAL HYDROSTATIC PRESSURE WITH A F.O.S. OF 2:1. A MECHANICAL CONNECTION SPECIFIED BY OTHERS SHALL BE USED WHEN THE EXTERNAL SOIL PRESSURE IS NOT GREATER THAN THE INTERNAL HYDROSTATIC PRESSURE BY A FACTOR OF 2.

LIFTING NOTES
■ THIS CONCRETE PRODUCT IS DESIGNED TO BE LIFTED AT 2500 PSI WITH 1 LIFT CONNECTIONS EQUALLY LOADED TO 1 LIFTING POINTS AT A MINIMUM 90° SLING ANGLE, MEASURED FROM HORIZONTAL.
*All rigging shall be design by a qualified professional. Loading diagrams show illustrations of possible rigging setups to achieve the required sling angle and load leg equalization. Other valid rigging configurations are possible. A qualified professional must be consulted prior to lifting.

RIGGING DIAGRAM*	M

BURY DEPTH:	N/A to N/A		
WATER LEVEL:	N/A	APPROX. WEIGHT:	Lbs
DESIGN SPEC:	N/A	LOADING SPEC:	A-03 (300 psf),Hydrostatic
REINFORCEMENT TYPE:	Rebar	LIFTING TYPE:	Insert

JENSEN PRECAST EST. 1968

WWW.JENSENPRECAST.COM

©2024 Jensen Precast- All rights reserved.
All materials appearing as Jensen Precast documents and the like are proprietary work product and are protected under U.S. copyright and other laws.
Unless in conjunction with business conducted with Jensen Precast, any use of Jensen Precast work product without express, written consent is prohibited, and recipient is prohibited from distributing any and all work product to non-approved third parties under penalty of civil action.

CHANGE HISTORY

NO.	DESCRIPTION	DATE	BY
1	INITIAL RELEASE	4/12/2024	APS
2			
3			

DESCRIPTION:	RCP36 PLUG CASTING LAYOUT	REV:	A-1
PART NUMBER:	200028300	DRAWN BY:	A.Sprung
CREATED:		MODIFIED:	4/12/2024
		SHEET:	1 OF 1

200028300.idw