DESIGN NOTES:

- CONCRETE SHALL HAVE A 28 DAY MINIMUM COMPRESSIVE STRENGTH OF
- SOIL UNIT WEIGHT DRY - 110 lbs/cu.ft.
- EQUIVALENT LATERAL PRESSURE DRY - 30 lbs/cu.ft.
- SOIL UNIT WEIGHT WET - 120 lbs/cu.ft.
- EQUIVALENT LATERAL PRESSURE WET - 80 lbs/cu.ft.

PRODUCTION NOTES:

- THIS PRODUCT SHALL ONLY BE PRODUCED IN A JENSEN INFRASTRUCTURE FACILITY
- LIFTING INSERTS SHALL BE INSTALLED PER MANUFACTURER'S REQUIREMENTS
- APPLIED FINISH -
- INTERNAL LINER/COATING - NONE
- EXTERNAL LINER/COATING - NONE

BILL OF MATERIALS

ITEM	QTY	PART NUMBER	DESCRIPTION
1	127.745 ft^3	100011425	CONCRETE MIX GENERIC 5000 PSI
2	1	200014181	REINFORCING MAT 200014181
3	8	100004880	ANCHOR UTILITY .671DIA 5.625-SLAB GALV P75 6UA671

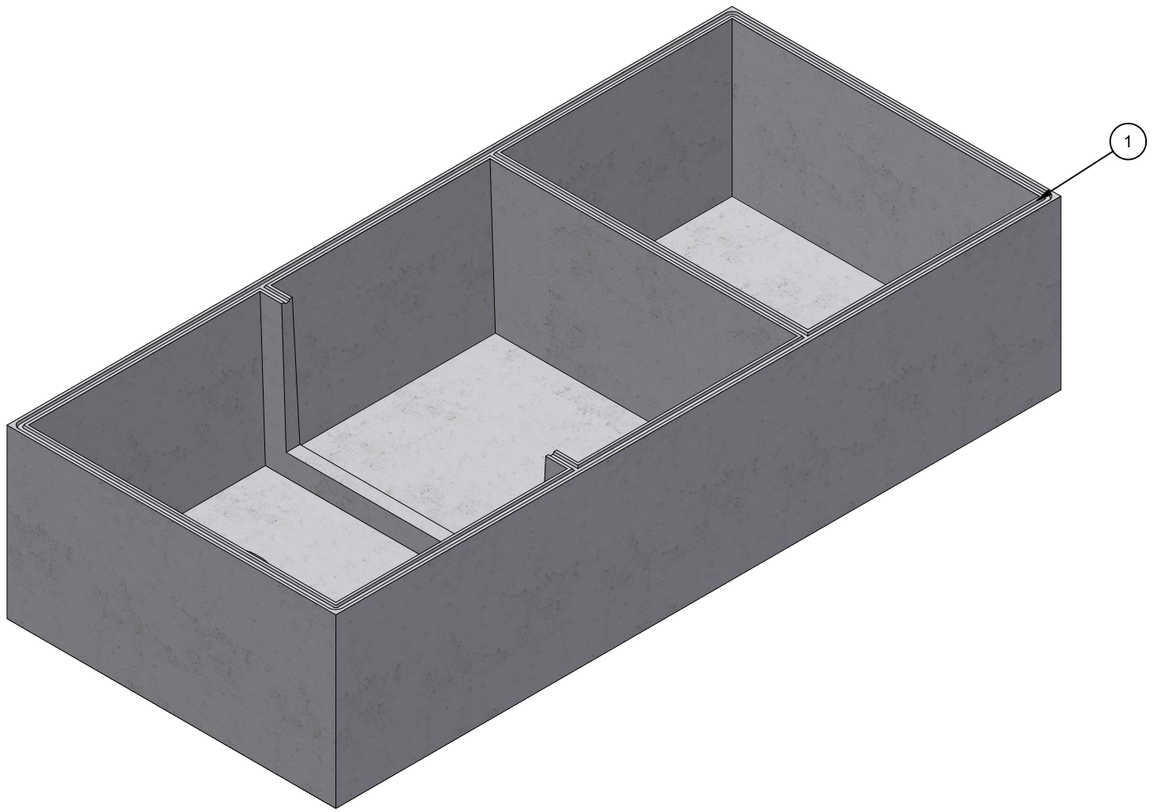

ISO LAYOUT

200014180.idw

LIFTING NOTES
■ THIS CONCRETE PRODUCT IS DESIGNED TO BE LIFTED AT 2500 PSI WITH 4 LIFT CONNECTIONS EQUALLY LOADED TO 4 LIFTING POINTS AT A MINIMUM 60° SLING ANGLE, MEASURED FROM HORIZONTAL.
*All rigging shall be design by a qualified professional. Loading diagrams show illustrations of possible rigging setups to achieve the required sling angle and load leg equalization. Other valid rigging configurations are possible. A qualified professional must be consulted prior to lifting.

RIGGING DIAGRAM*	C

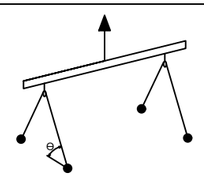

BURY DEPTH:	3.4' - 13.4' to Top		
WATER LEVEL:	4.0'	APPROX. WEIGHT:	19207.6 Lbs
DESIGN SPEC:	ACI 318,ASTM C890	LOADING SPEC:	A-03 (300 psf)
REINFORCEMENT TYPE:	Rebar	LIFTING TYPE:	A-Anchor

Infrastructure
JENSEN
WWW.JENSENPRECAST.COM

©2025 Jensen Infrastructure - All rights reserved.
All materials appearing as Jensen Infrastructure documents and the like are proprietary work product and are protected under U.S. copyright and other laws.
Unless in conjunction with business conducted with Jensen Infrastructure , any use of Jensen Infrastructure work product without express, written consent is prohibited, and recipient is prohibited from distributing any and all work product to non-approved third parties under penalty of civil action. This product shall only be produced in a Jensen Infrastructure facility.

CHANGE HISTORY			
NO.	DESCRIPTION	DATE	BY
1	DRAWING CREATED	11/6/2018	M. VALLARINO
2	LIFTING UPDATED	5/26/2021	BGD
3	UPDATED TO CURRENT STANDARD	09/02/2025	CK

DESCRIPTION: Tank TY 5000 Gallon Rect. Bottom Section Single Baffle CASTING LAYOUT				REV: B-1
PART NUMBER:	200014180	DRAWN BY:	C. Krumal	SHEET: 1 OF 2
CREATED:	3/29/2018	MODIFIED:	9/2/2025	

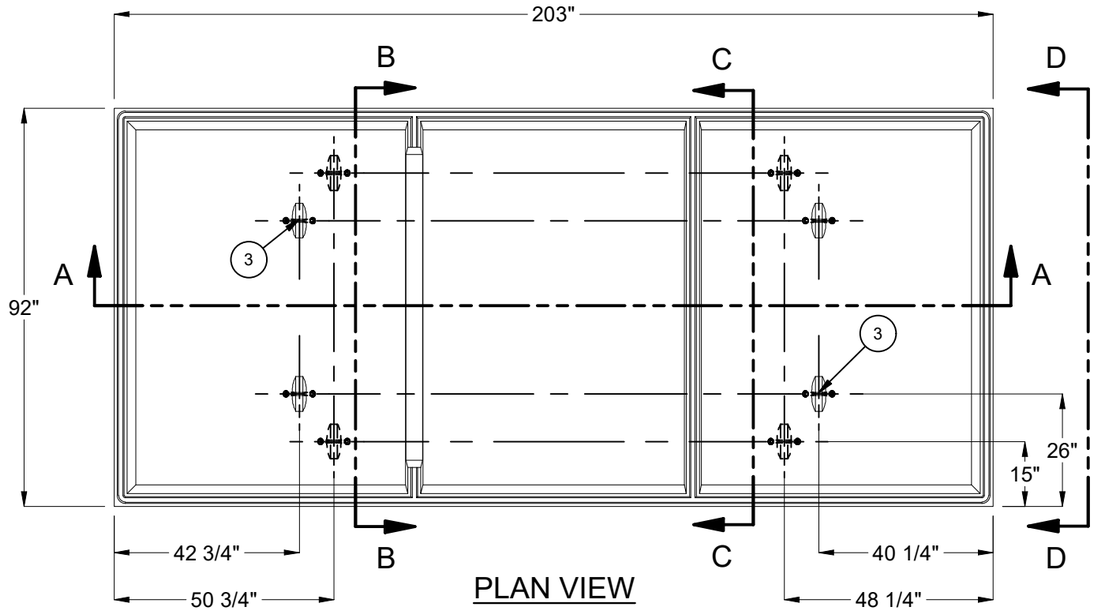

PLAN VIEW

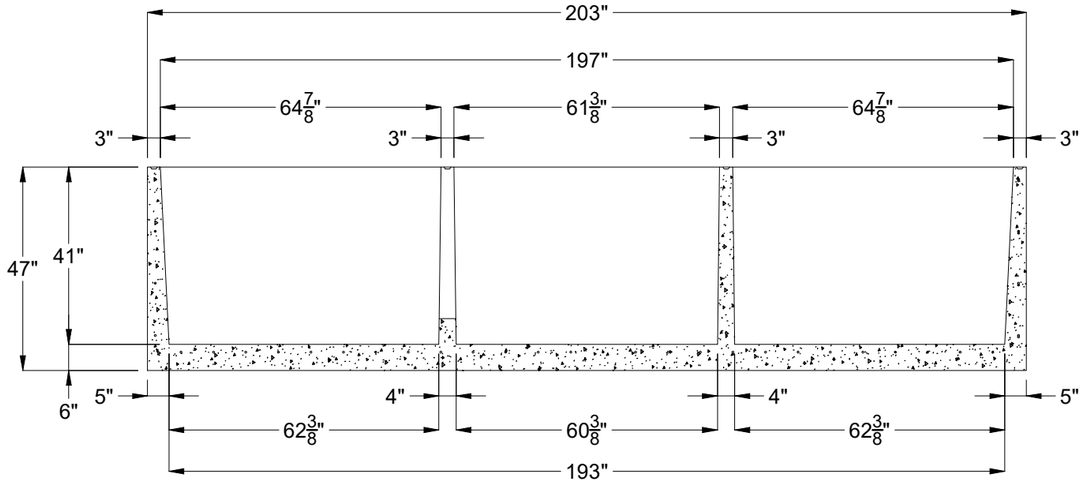

SECTION A-A

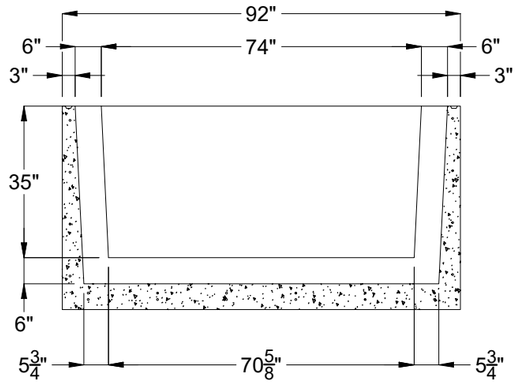

SECTION B-B

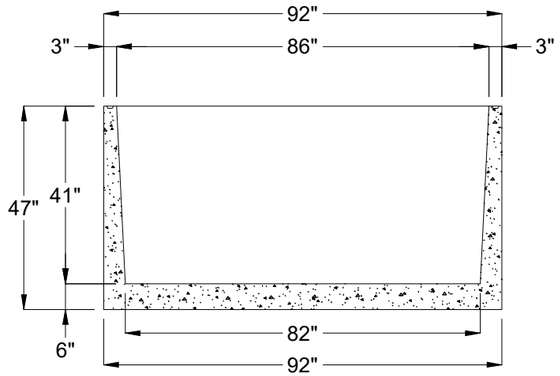

SECTION C-C

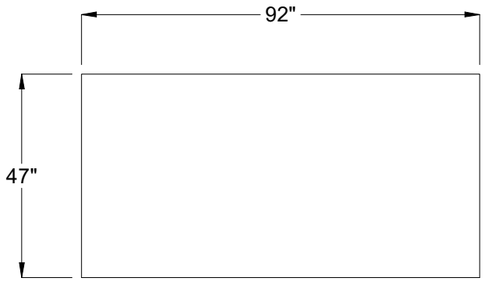

VIEW D-D

BURY DEPTH:	3.4' - 13.4' to Top		
WATER LEVEL:	4.0'	APPROX. WEIGHT:	19207.6 Lbs
DESIGN SPEC:	ACI 318,ASTM C890	LOADING SPEC:	A-03 (300 psf)
REINFORCEMENT TYPE:	Rebar	LIFTING TYPE:	A-Anchor

Infrastructure
JENSEN
WWW.JENSENPRECAST.COM

©2025 Jensen Infrastructure - All rights reserved.
All materials appearing as Jensen Infrastructure documents and the like are proprietary work product and are protected under U.S. copyright and other laws.
Unless in conjunction with business conducted with Jensen Infrastructure , any use of Jensen Infrastructure work product without express, written consent is prohibited, and recipient is prohibited from distributing any and all work product to non-approved third parties under penalty of civil action. This product shall only be produced in a Jensen Infrastructure facility.

DESCRIPTION:	Tank TY 5000 Gallon Rect. Bottom Section Single Baffle CASTING DRAWING		REV: B-1
PART NUMBER:	200014180	DRAWN BY:	C. Krumal
CREATED:	3/29/2018	MODIFIED:	9/2/2025
			SHEET: 2 OF 2

200014180.idw