DESIGN NOTES
■ DESIGNED PER CALCS. #31851
■ ALL PARTS TO BE STENCILED: MFG DATE / PRODUCT ID / WEIGHT.

BILL OF MATERIALS

ITEM	UNIT QTY	QTY	PART NUMBER	DESCRIPTION
1	47.121 ft^3	47.121 ft^3	100024079	CONCRETE #19 SCC
2	1	8	100002867	ANCHOR DOGBONE P52 2T X 3-3/8" GALV
3	1	16	100003015	TERMINATOR DUCT WITH SEAL 4.5IN T4501
4	1	4	100005912	PULL IRON OFFSET .875DIA 3.375 IH X 12.125L X 6.5W GALV
5	1	16	100012720	INSERT PLASTIC W/ BREAK OFF SNAP 0.5IN
6	1	1	100018242	REINFORCING MAT 100018242

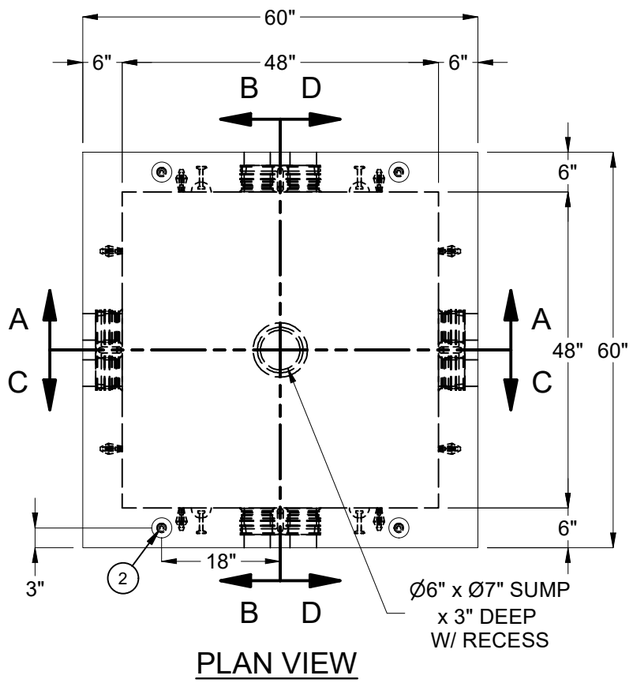

PLAN VIEW

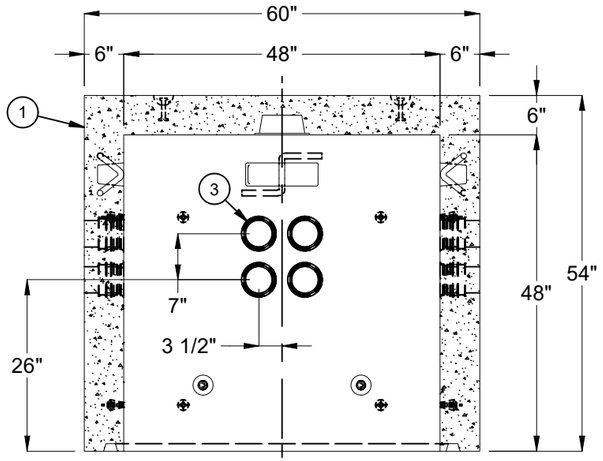

SECTION A-A

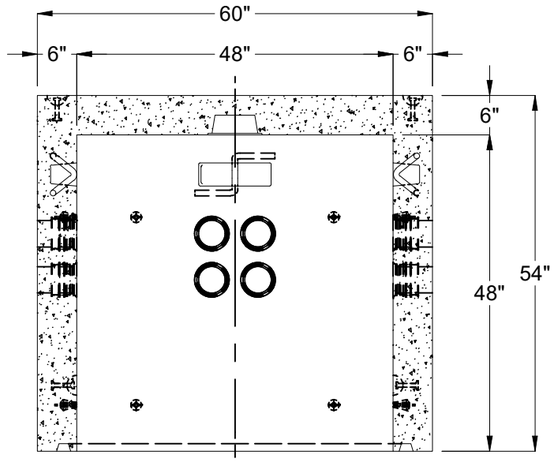

SECTION B-B

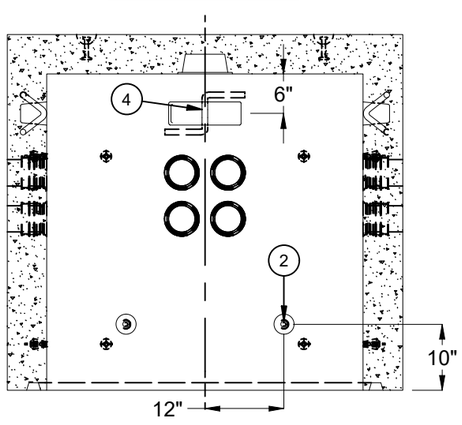

SECTION C-C

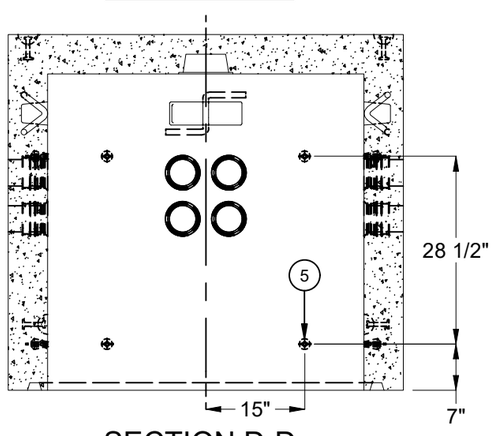

SECTION D-D

LIFTING NOTES
■ INSTALLATION: THIS CONCRETE PRODUCT IS DESIGNED TO BE LIFTED AT 5500 PSI WITH 4 LIFT CONNECTIONS EQUALLY LOADED TO 4 LIFTING POINTS AT A MINIMUM 60° SLING ANGLE, MEASURED FROM HORIZONTAL.
■ DEMOLDING: THIS CONCRETE PRODUCT IS DESIGNED TO BE LIFTED AT 2500 PSI WITH 4 LIFT CONNECTIONS EQUALLY LOADED TO 4 LIFTING POINTS AT A MINIMUM 60° SLING ANGLE, MEASURED FROM HORIZONTAL.
*All rigging shall be design by a qualified professional. Loading diagrams show illustrations of possible rigging setups to achieve the required sling angle and load leg equalization. Other valid rigging configurations are possible. A qualified professional must be consulted prior to lifting.

RIGGING DIAGRAMS*			
INSTALLATION	C	DEMOLDING	C

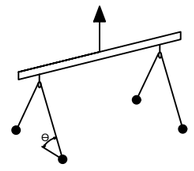

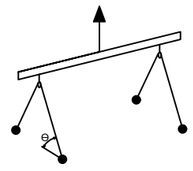

REVISION HISTORY			
REV	DESCRIPTION	DATE	APPROVED
B-3-1	CHANGED LOAD RATING	8/12/2026	

BURY DEPTH:	0.7' - 4.7' to Top		
WATER LEVEL:	3.0'	APPROX. WEIGHT:	7092.05 Lbs
DESIGN SPEC:	ACI 318,ASTM C857	LOADING SPEC:	A-16 (AASHTO HS20-44)
REINFORCEMENT TYPE:	Rebar	LIFTING TYPE:	Dogbone

Infrastructure
JENSEN
WWW.JENSENINFRASTRUCTURE.COM

©2026 Jensen Infrastructure - All rights reserved.
All materials appearing as Jensen Infrastructure documents and the like are proprietary work product and are protected under U.S. copyright and other laws.
Unless in conjunction with business conducted with Jensen Infrastructure , any use of Jensen Infrastructure work product without express, written consent is prohibited, and recipient is prohibited from distributing any and all work product to non-approved third parties under penalty of civil action.
This product shall only be produced in a Jensen Infrastructure facility.

DESCRIPTION:	Vault 4848x48 Rect. Bottom Section Terminators Sump CASTING DRAWING		REV: B-3-1
PART NUMBER:	100012810	DRAWN BY:	J. Munoz
CREATED:	3/20/2024	MODIFIED:	8/12/2026
			SHEET: 1 OF 1

100012810.idw