| NOTES |
|---|
| ■ PAD CONCRETE DESIGNED PER ASTM C-857 LOAD DESIGNATION A-0.3 (300 PSF) PARKWAY LOADING / 30,000 lb TRANSFORMER, USING 5,500 PSI CONCRETE AND ASTM A-706 GR. 60 STEEL REINFORCEMENT PER CALCS. #33270. |
| ■ ALL PARTS TO BE STENCILED: MFG DATE / JOB NUMBER / PRODUCT ID / WEIGHT. |

## BILL OF MATERIALS

| ITEM | UNIT QTY | QTY | PART NUMBER | DESCRIPTION |
|---|---|---|---|---|
| 1 | 10.058 ft^3 | 10.058 ft^3 | 100006029 | CONCRETE 5500 PSI SCC ED |
| 2 | 1 | 4 | 100002867 | ANCHOR DOGBONE P52 2T X 3-3/8" GALV |
| 3 | 1 | 4 | 100011367 | ANCHOR DOGBONE SHEAR BAR CUP 2T 6 SLAB DB33 |
| 4 | 1 | 5 | 100008114 | INSERT THREADED METAL 1/2-13 UNC 1-1/2 IN OPEN |
| 5 | 1 | 2 | 100006076 | STRUT C-CHANNEL CONCRETE INSERT 1-5/8 X 1-5/8 12GA W/ANCHORS N-3200 6IN GALV |
| 6 | 1 | 4 | 100006081 | STRUT C-CHANNEL CONCRETE INSERT 1-5/8 X 1-5/8 12GA W/ANCHORS N-3200 10IN GALV |
| 7 | 1 | 1 | 100018129 | REINFORCING MAT 100018129 |

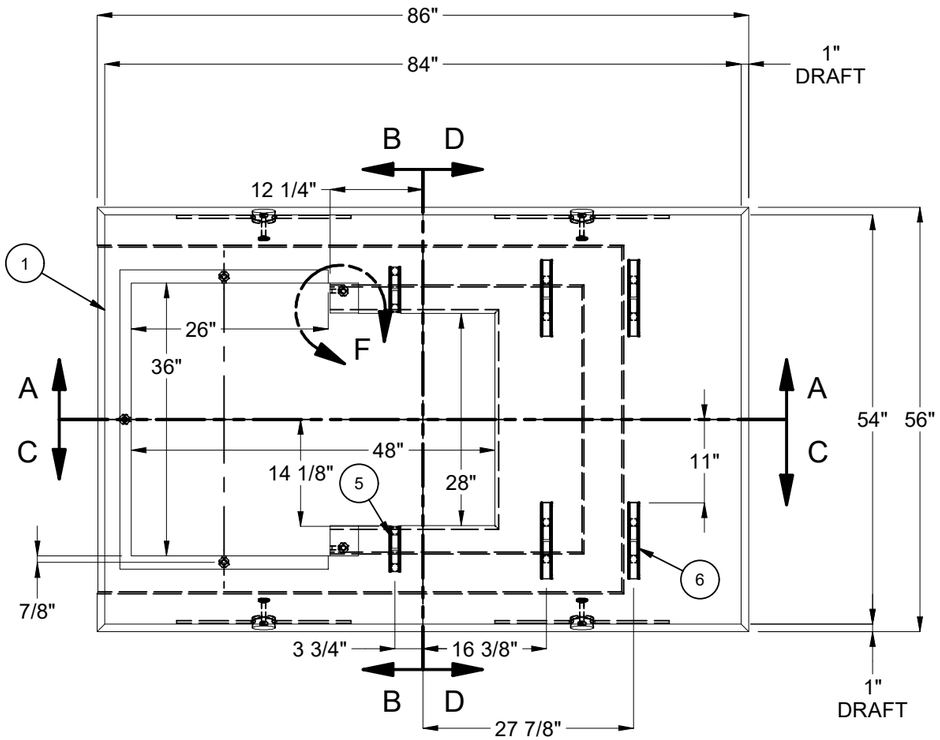


PLAN VIEW

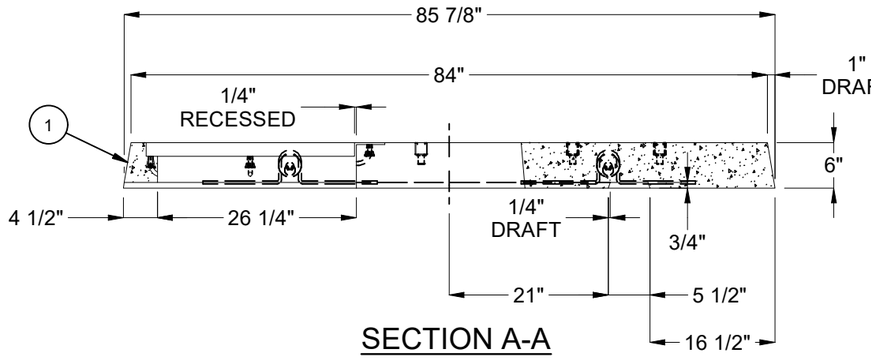


SECTION A-A

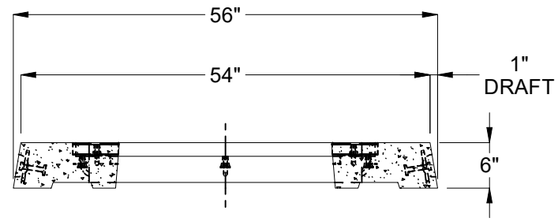


SECTION B-B

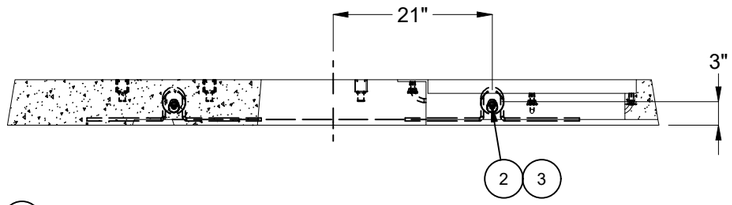


SECTION C-C

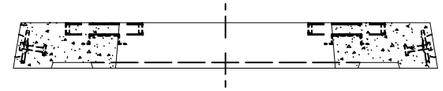

SECTION D-D

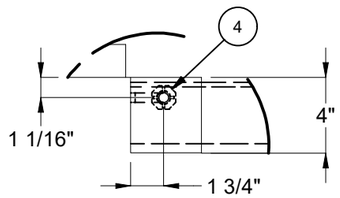


DETAIL F
(BEAM NOTCH)

| LIFTING NOTES |
|---|
| ■ INSTALLATION: THIS CONCRETE PRODUCT IS DESIGNED TO BE LIFTED AT 5500 PSI WITH 4 LIFT CONNECTIONS EQUALLY LOADED TO 4 LIFTING POINTS AT A MINIMUM 90° SLING ANGLE, MEASURED FROM HORIZONTAL. |
| ■ DEMOLDING: THIS CONCRETE PRODUCT IS DESIGNED TO BE LIFTED AT 2500 PSI WITH 4 LIFT CONNECTIONS EQUALLY LOADED TO 4 LIFTING POINTS AT A MINIMUM 90° SLING ANGLE, MEASURED FROM HORIZONTAL. |
| *All rigging shall be design by a qualified professional. Loading diagrams show illustrations of possible rigging setups to achieve the required sling angle and load leg equalization. Other valid rigging configurations are possible. A qualified professional must be consulted prior to lifting. |

| RIGGING DIAGRAMS* | | | |
|---|---|---|---|
| INSTALLATION | E | DEMOLDING | E |

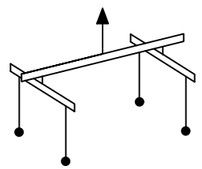

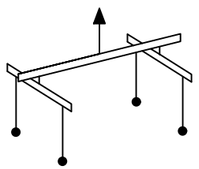

| | | | |
|---|---|---|---|
| BURY DEPTH: | -0.3' - 0.3' to Top | | |
| WATER LEVEL: | Below Structure | APPROX. WEIGHT: | 1527.39 Lbs |
| DESIGN SPEC: | ACI 318,ASTM C857 | LOADING SPEC: | A-03 (300 psf) |
| REINFORCEMENT TYPE: | Rebar | LIFTING TYPE: | Dogbone |

JENSEN PRECAST EST. 1968

WWW.JENSENPRECAST.COM

©2024 Jensen Precast- All rights reserved.
All materials appearing as Jensen Precast documents and the like are proprietary work product and are protected under U.S. copyright and other laws.
Unless in conjunction with business conducted with Jensen Precast, any use of Jensen Precast work product without express, written consent is prohibited, and recipient is prohibited from distributing any and all work product to non-approved third parties under penalty of civil action.

| REVISION HISTORY | | | |
|---|---|---|---|
| REV | DESCRIPTION | DATE | APPROVED |
| C-1 | REVISED DESCRIPTION | 4/10/2024 | |

| | | | | |
|---|---|---|---|---|
| DESCRIPTION: | Pad 5484x6 26"x36"E Edison UGS SS536, SB-5<br>CASTING LAYOUT | | | REV: C-1 |
| PART NUMBER: | 100012421 | DRAWN BY: | J. Prado | SHEET: 1 OF 2 |
| CREATED: | 2/20/2018 | MODIFIED: | 4/10/2024 | |

100012421.idw

| REINFORCING REVIEW NOTES |
|---|
| ■ THE MINIMUM COVER OVER REINFORCING STEEL SHALL BE AS FOLLOWS: |
| (A) 1 1/2" FOR INSIDE & OUTSIDE FACE OF WALLS. |
| (B) 1 1/2" FOR INSIDE & OUTSIDE FACE OF ROOF SLABS. |
| (C) 3/4" FOR SHEAR KEYS. |
| (D) UNLESS OTHERWISE SHOWN. |
| TOLERANCES: |
| 1. DIMENSIONS AFFECTING COVERAGE ...± 1/4"-0" |
| 2. DIMENSIONS IN PLANE OF CAGE AND NOT AFFECTING ABOVE ...± 1". |

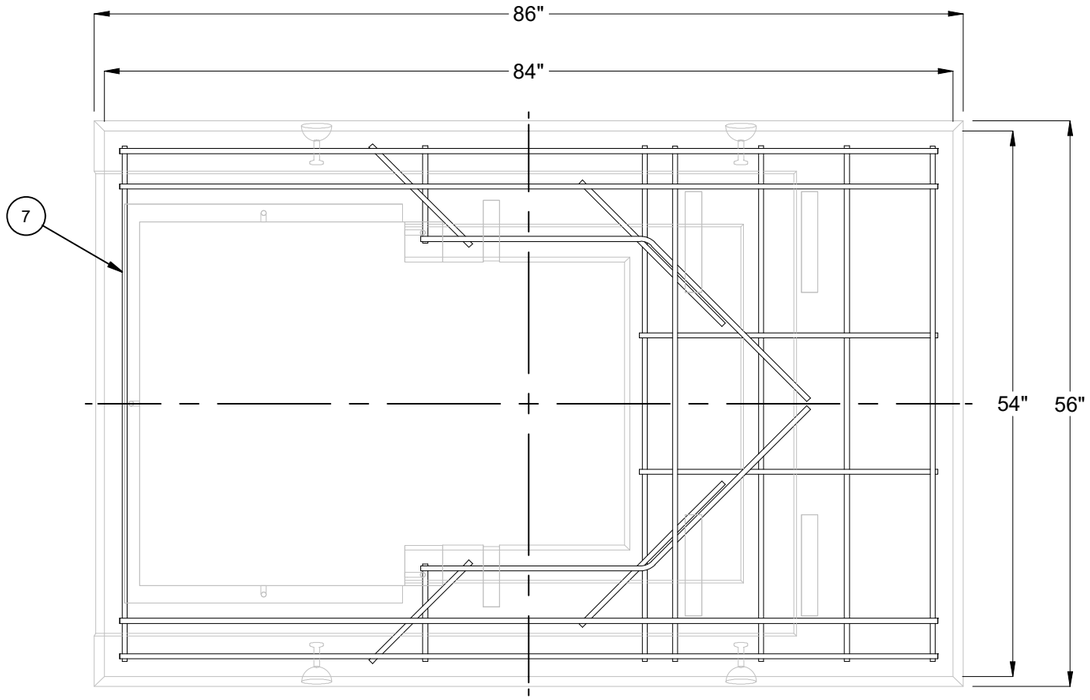


PLAN VIEW

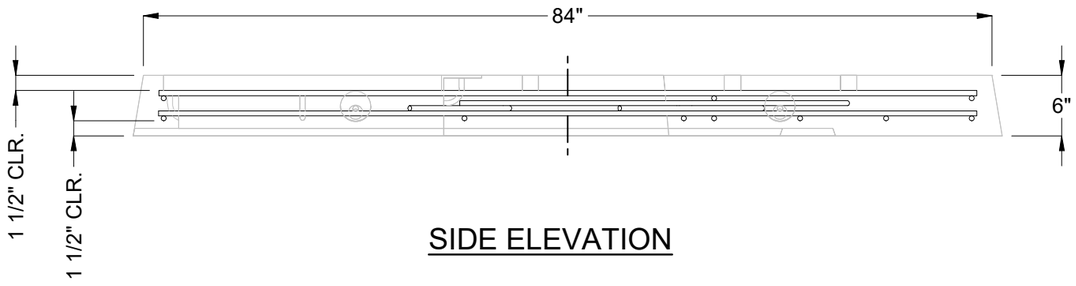


SIDE ELEVATION

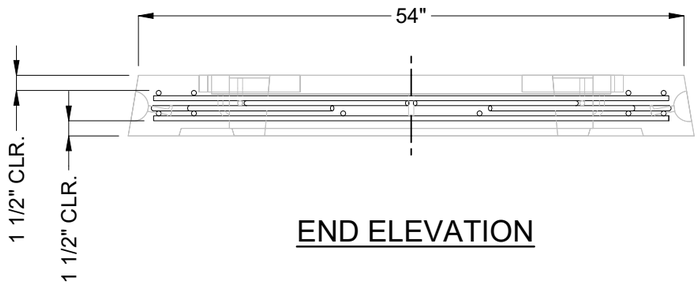


END ELEVATION

100012421.idw

| | | | |
|---|---|---|---|
| BURY DEPTH: | -0.3' - 0.3' to Top | | |
| WATER LEVEL: | Below Structure | APPROX. WEIGHT: | 1527.39 Lbs |
| DESIGN SPEC: | ACI 318,ASTM C857 | LOADING SPEC: | A-03 (300 psf) |
| REINFORCEMENT TYPE: | Rebar | LIFTING TYPE: | Dogbone |

JENSEN PRECAST EST. 1968

WWW.JENSENPRECAST.COM

©2024 Jensen Precast- All rights reserved.
All materials appearing as Jensen Precast documents and the like are proprietary work product and are protected under U.S. copyright and other laws.
Unless in conjunction with business conducted with Jensen Precast, any use of Jensen Precast work product without express, written consent is prohibited, and recipient is prohibited from distributing any and all work product to non-approved third parties under penalty of civil action.

| | | | |
|---|---|---|---|
| DESCRIPTION: | Pad 5484x6 26"x36"E Edison UGS SS536, SB-5<br>CASTING LAYOUT | | REV: C-1 |
| PART NUMBER: | 100012421 | DRAWN BY: | J. Prado |
| CREATED: | 2/20/2018 | MODIFIED: | 4/10/2024 |
| | | | SHEET: 2 OF 2 |