NOTES
■ CONCRETE MIX USED IN POURING THIS PRODUCT SHALL USE FLY ASH AS AN ADMIXTURE.
■ ALL PARTS TO BE STENCILED: MFG DATE / JOB NUMBER / PRODUCT ID / WEIGHT.
■ EACH CONCRETE SECTION SHALL BE MARKED ON THE INSIDE & OUTSIDE WITH "JENSEN PRECAST" THE DESIGNATION "DWP/FA-CN" OR "DWP / F-CN-SC* IF SCC MIX USED AND THE DATE OF POUR.

BILL OF MATERIALS

ITEM	UNIT QTY	QTY	PART NUMBER	DESCRIPTION
1	36.878 ft^3	36.878 ft^3	100006028	CONCRETE 5500 PSI #17 SCC LADWP
2	1	8	100002874	ANCHOR DOGBONE P52 4T X 4-3/4" GALV
3	1	8	100008114	INSERT THREADED METAL 1/2-13 UNC 1-1/2 IN OPEN
4	1	2	100006095	STRUT C-CHANNEL CONCRETE INSERT 1-5/8 X 1-5/8 12GA W/ANCHORS N-3200 36IN GALV
5	1	1	100018014	REINFORCING MAT 100018014

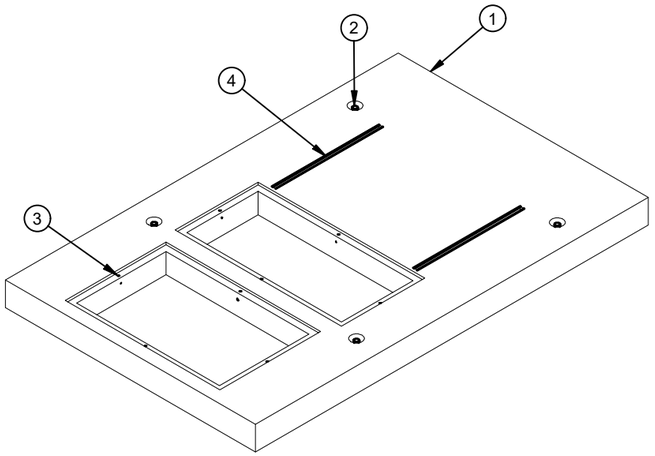

ISOMETRIC VIEW

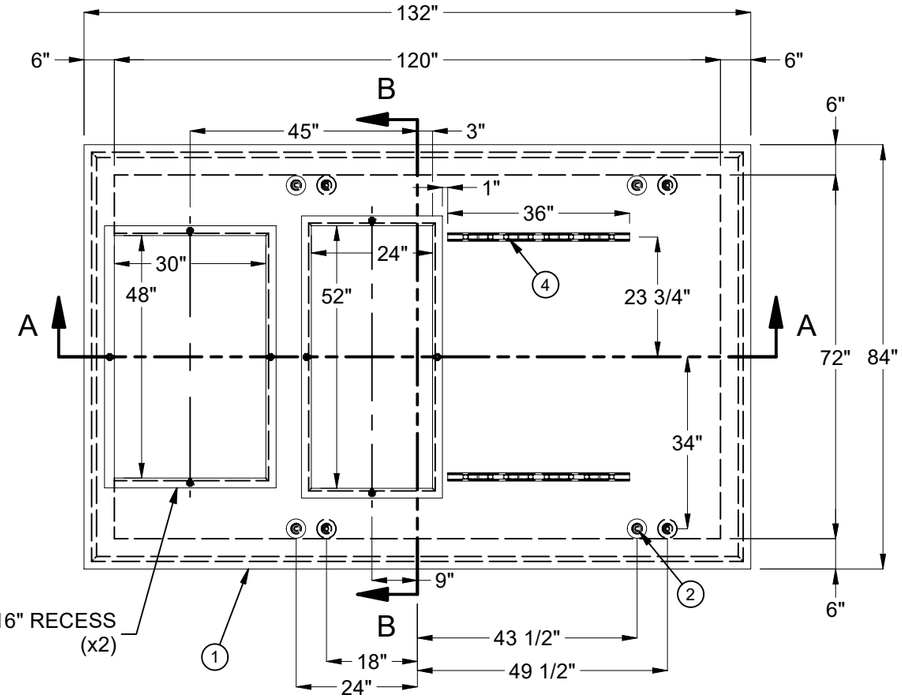

PLAN VIEW

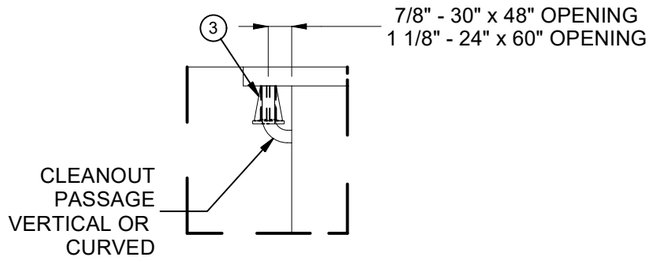

DETAIL C
(INSERTS AROUND OPENINGS)



SECTION A-A

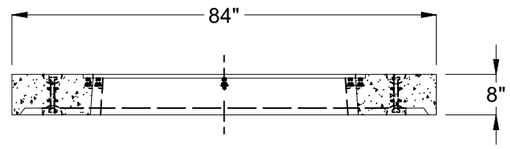

SECTION B-B

LIFTING NOTES
■ DEMOLDING: THIS CONCRETE PRODUCT IS DESIGNED TO BE LIFTED AT 2,500 PSI WITH 4 LIFT CONNECTIONS EQUALLY LOADED TO 4 LIFTING POINTS AT A MINIMUM 90° SLING ANGLE, MEASURED FROM HORIZONTAL.
■ INSTALLATION: THIS CONCRETE PRODUCT IS DESIGNED TO BE LIFTED AT 5,500 PSI WITH 4 LIFT CONNECTIONS EQUALLY LOADED TO 4 LIFTING POINTS AT A MINIMUM 90° SLING ANGLE, MEASURED FROM HORIZONTAL.

REVISION HISTORY			
REV	DESCRIPTION	DATE	APPROVED
D-1	REPLACED SRTUT C-CHANNEL	8/15/2023	

BURY DEPTH:	Above Ground to N/A		
WATER LEVEL:	Below Structure	APPROX. WEIGHT:	5564.42 Lbs
DESIGN SPEC:	ASTM C857,ACI 318	LOADING SPEC:	A-03 (300 psf)
AGENCY:	LADWP	AGENCY SPEC:	G1 UB721-14

JENSEN PRECAST EST. 1968

WWW.JENSENPRECAST.COM

©2023 Jensen Precast- All rights reserved.
All materials appearing as Jensen Precast documents and the like are proprietary work product and are protected under U.S. copyright and other laws.
Unless in conjunction with business conducted with Jensen Precast, any use of Jensen Precast work product without express, written consent is prohibited, and recipient is prohibited from distributing any and all work product to non-approved third parties under penalty of civil action.

DESCRIPTION:	Pad 84132x8 LADWP G1 UB721-14 LAYOUT DRAWING		REV: D-1
PART NUMBER:	100012293	DRAWN BY:	J. Prado
CREATED:	4/30/2021	MODIFIED:	8/15/2023
			SHEET: 1 OF 1

100012293.idw