DESIGN NOTES
■ DESIGNED PER CALCS. #31724.
■ ALL PARTS TO BE STENCILED: MFG DATE / PRODUCT ID / WEIGHT.

TABLE		
JENSEN PART No.	SHORT DESCRIPTION	SDGE STOCK No.
100012222	3426 Distribution Transformer Pad 75" x 78"	S514005

BILL OF MATERIALS

ITEM	UNIT QTY	QTY	PART NUMBER	DESCRIPTION
1	16.493 ft^3	16.493 ft^3	100037806	CONCRETE 6000 PSI WETCAST #87 SCC W/ FLY ASH 5%-6% AIR SDGE FONT
2	1	1	100017950	REINFORCING MAT 100017950
3	1	5	100002867	ANCHOR DOGBONE P52 2T X 3-3/8" GALV
4	1	2	100006078	STRUT C-CHANNEL CONCRETE INSERT 1-5/8 X 1-5/8 12GA W/ANCHORS P3200 8IN GALV

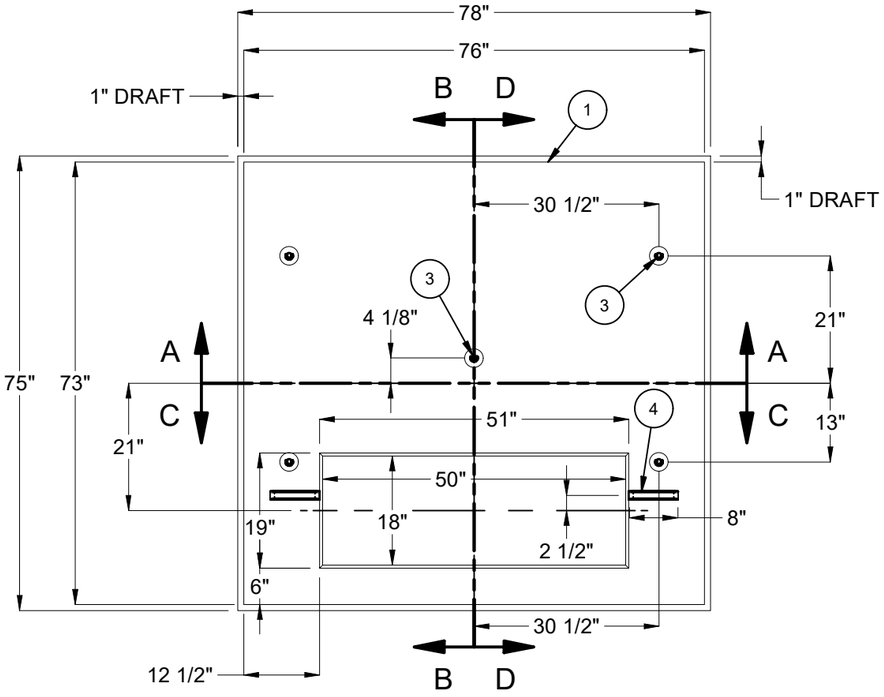

PLAN VIEW

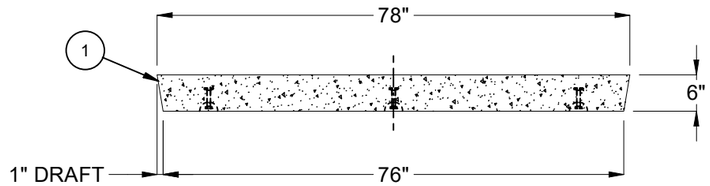

SECTION A-A

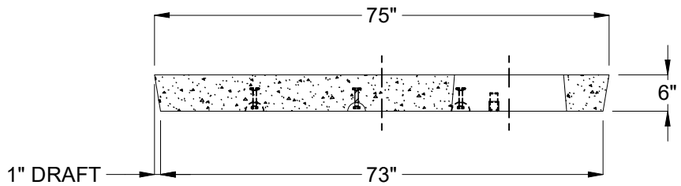

SECTION B-B

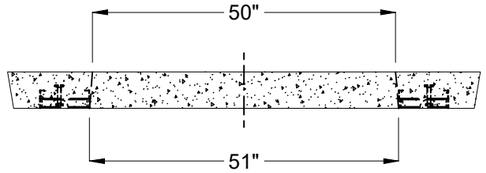

SECTION C-C

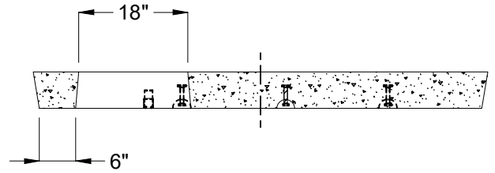

SECTION D-D

LIFTING NOTES
■ INSTALLATION: THIS CONCRETE PRODUCT IS DESIGNED TO BE LIFTED AT 5500 PSI WITH 1 LIFT CONNECTIONS EQUALLY LOADED TO 1 LIFTING POINTS AT A MINIMUM 90° SLING ANGLE, MEASURED FROM HORIZONTAL.
■ DEMOLDING: THIS CONCRETE PRODUCT IS DESIGNED TO BE LIFTED AT 2500 PSI WITH 4 LIFT CONNECTIONS EQUALLY LOADED TO 4 LIFTING POINTS AT A MINIMUM 60° SLING ANGLE, MEASURED FROM HORIZONTAL.
*All rigging shall be design by a qualified professional. Loading diagrams show illustrations of possible rigging setups to achieve the required sling angle and load leg equalization. Other valid rigging configurations are possible. A qualified professional must be consulted prior to lifting.

RIGGING DIAGRAMS*

INSTALLATION	M	DEMOLDING	C
		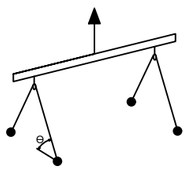	

REVISION HISTORY			
REV	DESCRIPTION	DATE	APPROVED
E-2	UPDATED DESIGN NOTES	11/26/2025	

BURY DEPTH:	0.0' - 0.3' to Top		
WATER LEVEL:	Below Structure	APPROX. WEIGHT:	2504.5 Lbs
DESIGN SPEC:	ACI 318,ASTM C857	LOADING SPEC:	A-03 (300 psf)
REINFORCEMENT TYPE:	Rebar	LIFTING TYPE:	Dogbone

Infrastructure
JENSEN
WWW.JENSENPRECAST.COM

©2025 Jensen Infrastructure - All rights reserved.
All materials appearing as Jensen Infrastructure documents and the like are proprietary work product and are protected under U.S. copyright and other laws.
Unless in conjunction with business conducted with Jensen Infrastructure , any use of Jensen Infrastructure work product without express, written consent is prohibited, and recipient is prohibited from distributing any and all work product to non-approved third parties under penalty of civil action. This product shall only be produced in a Jensen Infrastructure facility.

DESCRIPTION:	Pad 7376x6 SDGE 3426 CASTING LAYOUT		REV: E-2
PART NUMBER:	100012222	DRAWN BY:	D. Mejia
CREATED:	7/22/2019	MODIFIED:	11/26/2025
			SHEET: 1 OF 2

100012222.idw

REINFORCING REVIEW NOTES
■ THE MINIMUM COVER OVER REINFORCING STEEL SHALL BE AS FOLLOWS:
(A) 1 1/2" FOR INSIDE & OUTSIDE FACE OF WALLS.
(B) 1 1/2" FOR INSIDE & OUTSIDE FACE OF ROOF SLABS.
(C) 3/4" FOR SHEAR KEYS.
(D) UNLESS OTHERWISE SHOWN.
TOLERANCES:
1. DIMENSIONS AFFECTING COVERAGE ...± 1/4"-0"
2. DIMENSIONS IN PLANE OF CAGE AND NOT AFFECTING ABOVE ...± 1".

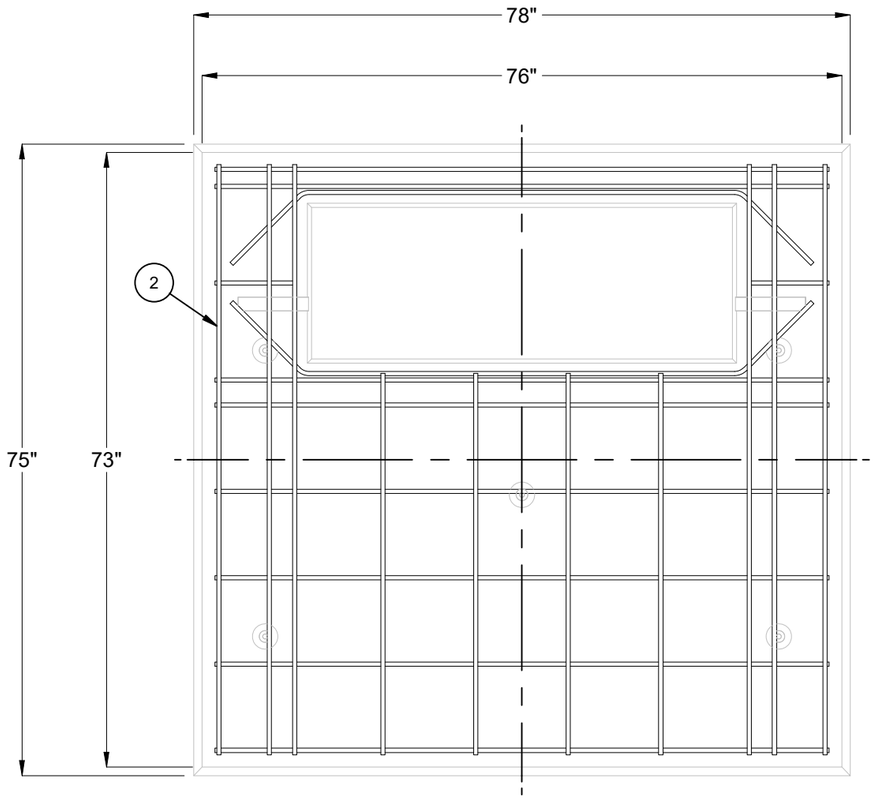

PLAN VIEW

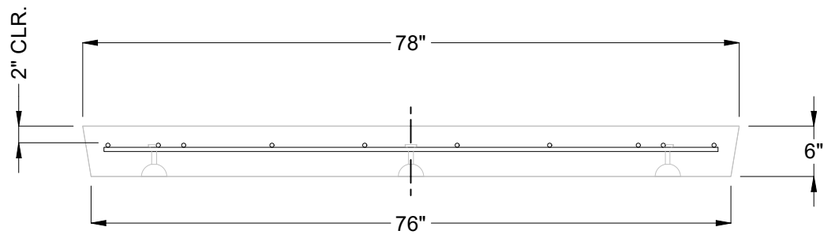

SIDE ELEVATION

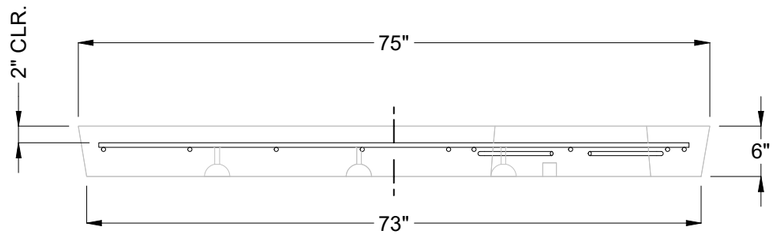

END ELEVATION

BURY DEPTH:	0.0' - 0.3' to Top		
WATER LEVEL:	Below Structure	APPROX. WEIGHT:	2504.5 Lbs
DESIGN SPEC:	ACI 318,ASTM C857	LOADING SPEC:	A-03 (300 psf)
REINFORCEMENT TYPE:	Rebar	LIFTING TYPE:	Dogbone

Infrastructure
JENSEN
WWW.JENSENPRECAST.COM

©2025 Jensen Infrastructure - All rights reserved.
All materials appearing as Jensen Infrastructure documents and the like are proprietary work product and are protected under U.S. copyright and other laws.
Unless in conjunction with business conducted with Jensen Infrastructure , any use of Jensen Infrastructure work product without express, written consent is prohibited, and recipient is prohibited from distributing any and all work product to non-approved third parties under penalty of civil action. This product shall only be produced in a Jensen Infrastructure facility.

DESCRIPTION:	Pad 7376x6 SDGE 3426 CASTING LAYOUT		REV: E-2
PART NUMBER:	100012222	DRAWN BY:	D. Mejia
CREATED:	7/22/2019	MODIFIED:	11/26/2025
			SHEET: 2 OF 2

100012222.idw