DESIGN NOTES
■ PAD CONCRETE DESIGNED PER ASTM C-857 LOAD DESIGNATION A-0.3 (300 PSF) PARKWAY LOADING / 30,000 lb TRANSFORMER, USING 5,500 PSI CONCRETE AND ASTM A-706 GR. 60. STEEL REINFORCEMENT PER CALCS. #33256.
■ ALL PARTS TO BE STENCILED: MFG DATE / PRODUCT ID / WEIGHT.

DESIGN NOTES:

- CONCRETE SHALL HAVE A 28 DAY MINIMUM COMPRESSIVE STRENGTH OF 5500 PSI
- SOIL UNIT WEIGHT - 120 lbs/cu.ft.
- EQUIVALENT LATERAL PRESSURE DRY - 36 lbs/cu.ft.
- EQUIVALENT LATERAL PRESSURE WET - 80 lbs/cu.ft.

PRODUCTION NOTES:

- THIS PRODUCT SHALL ONLY BE PRODUCED IN A JENSEN INFRASTRUCTURE FACILITY
- LIFTING INSERTS SHALL BE INSTALLED PER MANUFACTURER'S REQUIREMENTS
- APPLIED FINISH - NONE
- INTERNAL LINER/COATING - NONE
- EXTERNAL LINER/COATING - NONE

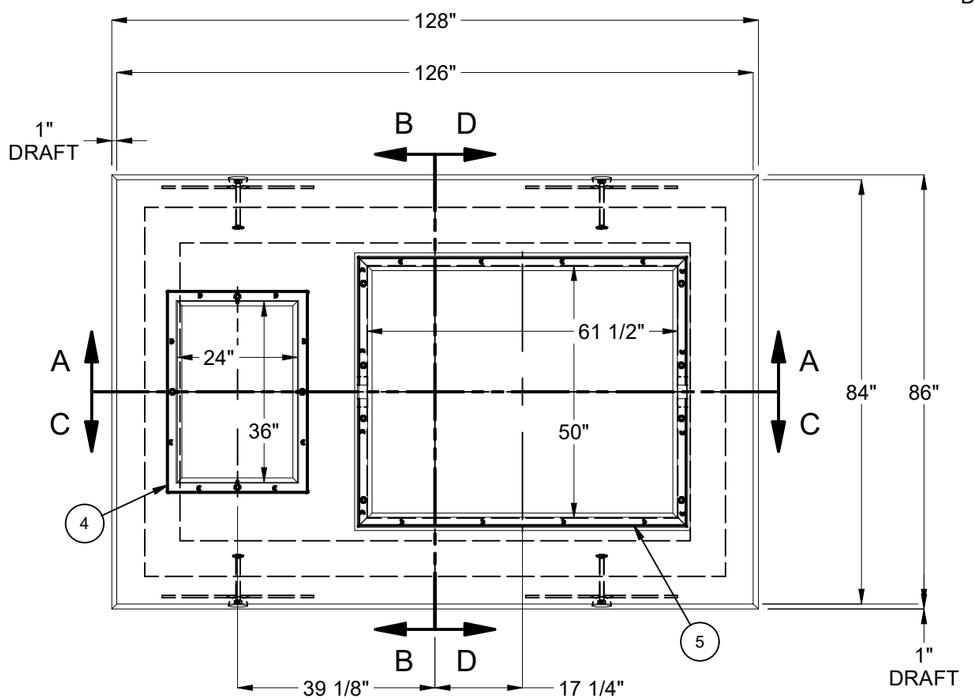

PLAN VIEW

BILL OF MATERIALS

ITEM	UNIT QTY	QTY	PART NUMBER	DESCRIPTION
1	29.906 ft^3	29.906 ft^3	100024079	CONCRETE #19 SCC
2	1	4	100002877	ANCHOR DOGBONE P52 4T X 9-1/2" GALV
3	1	4	100028392	ANCHOR SWIFT LIFT SHEAR BAR 4T 8IN SLAB DAYTON P59
4	1	1	100006680	FRAME 2436 CAST-IN GALV
5	1	1	100020056	FAS-4860-CD-G-FONT-OH02-(F586-PB-IID)
6	1	12	100008114	INSERT THREADED METAL 1/2-13 UNC 1-1/2 IN OPEN
7	1	1	100017938	REINFORCING MAT 100017938

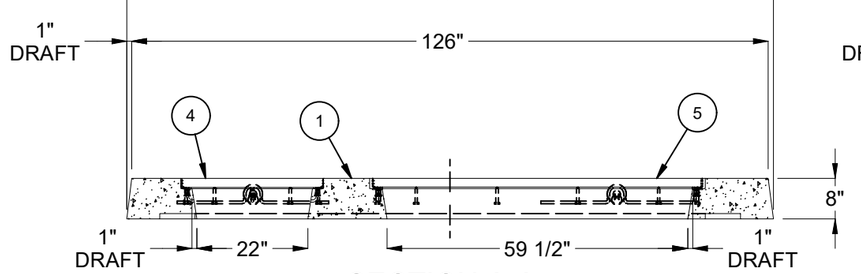

SECTION A-A

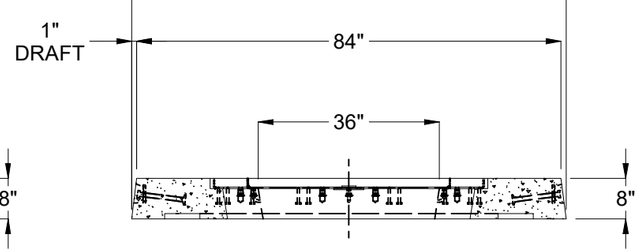

SECTION B-B



SECTION C-C

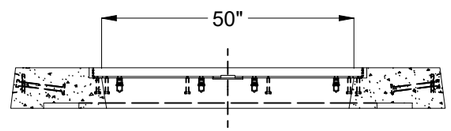

SECTION D-D

LIFTING NOTES
■ INSTALLATION: THIS CONCRETE PRODUCT IS DESIGNED TO BE LIFTED AT 5500 PSI WITH 4 LIFT CONNECTIONS EQUALLY LOADED TO 4 LIFTING POINTS AT A MINIMUM 90° SLING ANGLE, MEASURED FROM HORIZONTAL.
■ DEMOLDING: THIS CONCRETE PRODUCT IS DESIGNED TO BE LIFTED AT 2500 PSI WITH 4 LIFT CONNECTIONS EQUALLY LOADED TO 4 LIFTING POINTS AT A MINIMUM 90° SLING ANGLE, MEASURED FROM HORIZONTAL.
*All rigging shall be design by a qualified professional. Loading diagrams show illustrations of possible rigging setups to achieve the required sling angle and load leg equalization. Other valid rigging configurations are possible. A qualified professional must be consulted prior to lifting.

RIGGING DIAGRAMS*

INSTALLATION	E	DEMOLDING	E



BURY DEPTH:	0.0' - 0.3' to Top		
WATER LEVEL:	3.0'	APPROX. WEIGHT:	4546.21 Lbs
DESIGN SPEC:	ACI 318,ASTM C857	LOADING SPEC:	A-03 (300 psf)
REINFORCEMENT TYPE:	Rebar	LIFTING TYPE:	Dogbone

Infrastructure
JENSEN
WWW.JENSENPRECAST.COM

©2025 Jensen Infrastructure - All rights reserved.
All materials appearing as Jensen Infrastructure documents and the like are proprietary work product and are protected under U.S. copyright and other laws.
Unless in conjunction with business conducted with Jensen Infrastructure , any use of Jensen Infrastructure work product without express, written consent is prohibited, and recipient is prohibited from distributing any and all work product to non-approved third parties under penalty of civil action. This product shall only be produced in a Jensen Infrastructure facility.

REVISION HISTORY

REV	DESCRIPTION	DATE	APPROVED
D-1	UPDATE REINFORCING	3/10/2025	

DESCRIPTION:	Pad 84126x8 24"x36"E IID 856-4 CASTING LAYOUT	REV:	D-2
PART NUMBER:	100012210	DRAWN BY:	D. Mejia
CREATED:	1/19/2021	MODIFIED:	3/10/2025
		SHEET:	1 OF 1

100012210.idw