| DESIGN NOTES |
|---|
| ■ DESIGNED IN ACCORDANCE WITH AASHTO HS20-44 TRAFFIC BRIDGE LOADING USING 5,500 PSI COMPRESSIVE STRENGTH CONCRETE AND 60,000 PSI YIELD STRENGTH ASTM A-706 STEEL REINFORCEMENT PER CALCS. #31603. |
| ■ ALL PARTS TO BE STENCILED: MFG DATE / JOB NUMBER / PRODUCT ID / WEIGHT. |

## BILL OF MATERIALS

| ITEM | UNIT QTY | QTY | PART NUMBER | DESCRIPTION |
|---|---|---|---|---|
| 1 | 10.434 ft^3 | 10.434 ft^3 | 100006029 | CONCRETE 5500 PSI SCC ED |
| 2 | 1 | 4 | 100002867 | ANCHOR DOGBONE P52 2T X 3-3/8" GALV |
| 3 | 1 | 2 | 100003026 | PULL IRON OFFSET .875DIA 6 IH X 10.875L X 6.75W GALV |
| 4 | 1 | 2 | 100002801 | Insert Thin Slab Coil 4-Leg 1 x 3.5" Galv (F53 or Equiv.) |
| 5 | 1 | 1 | 100017876 | REINFORCING MAT 100017876 |

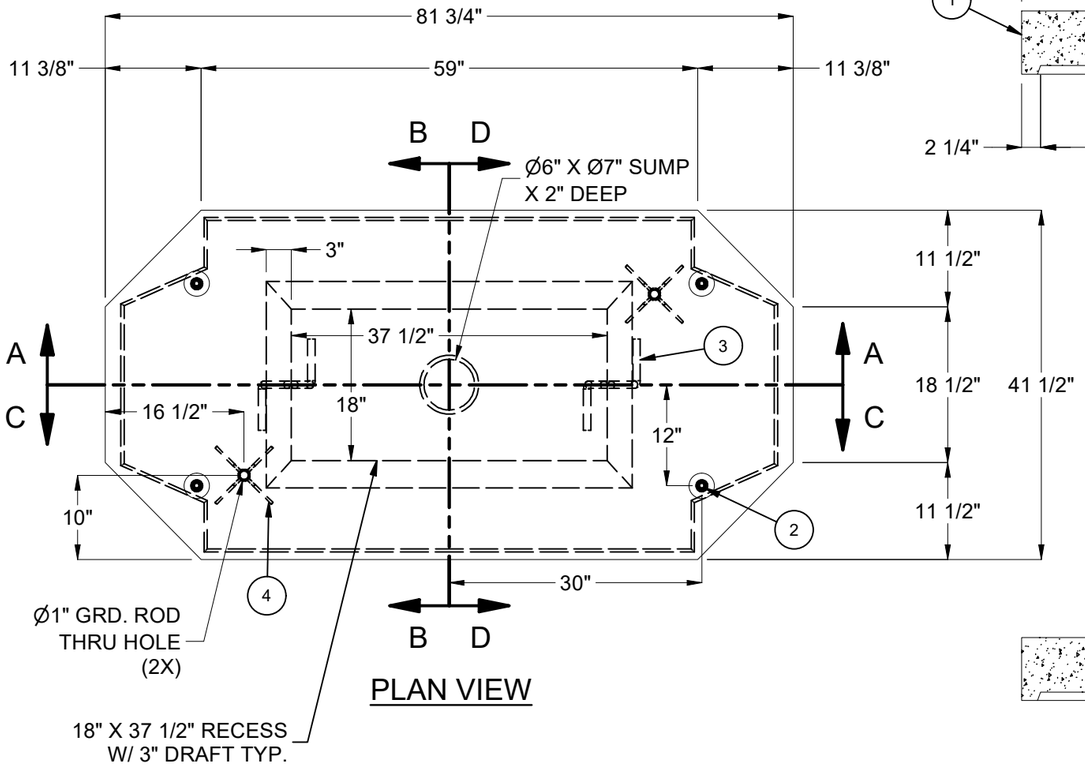


PLAN VIEW

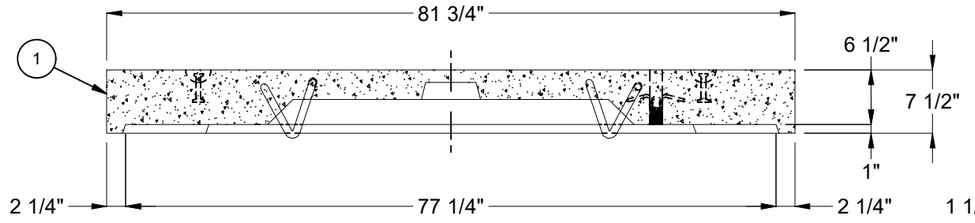


SECTION A-A

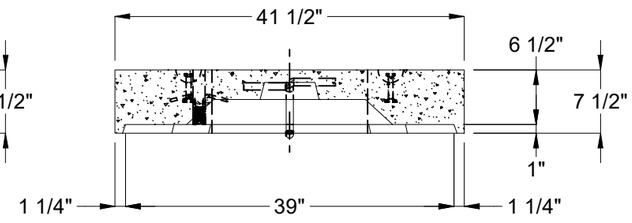


SECTION B-B

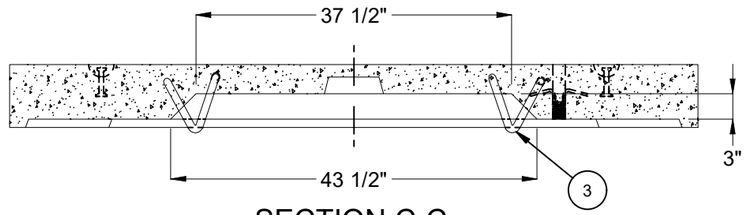


SECTION C-C

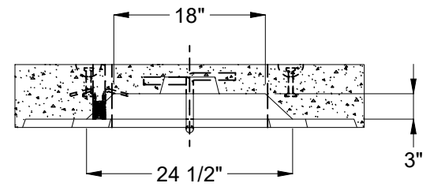


SECTION D-D

| LIFTING NOTES |
|---|
| ■ INSTALLATION: THIS CONCRETE PRODUCT IS DESIGNED TO BE LIFTED AT 5500 PSI WITH 2 LIFT CONNECTIONS EQUALLY LOADED TO 2 LIFTING POINTS AT A MINIMUM 60° SLING ANGLE, MEASURED FROM HORIZONTAL. |
| ■ DEMOLDING: THIS CONCRETE PRODUCT IS DESIGNED TO BE LIFTED AT 2500 PSI WITH 4 LIFT CONNECTIONS EQUALLY LOADED TO 4 LIFTING POINTS AT A MINIMUM 90° SLING ANGLE, MEASURED FROM HORIZONTAL. |
| *All rigging shall be design by a qualified professional. Loading diagrams show illustrations of possible rigging setups to achieve the required sling angle and load leg equalization. Other valid rigging configurations are possible. A qualified professional must be consulted prior to lifting. |

RIGGING DIAGRAMS*

| INSTALLATION | F | DEMOLDING | E |
|---|---|---|---|

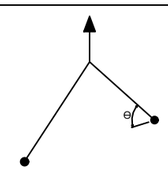

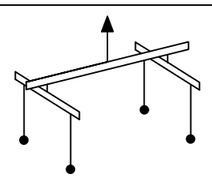

| | | | |
|---|---|---|---|
| BURY DEPTH: | 3.3' - 5.0' to Top | | |
| WATER LEVEL: | 3.0' | APPROX. WEIGHT: | 1572.69 Lbs |
| DESIGN SPEC: | ACI 318,ASTM C857 | LOADING SPEC: | A-16 (AASHTO HS20-44) |
| REINFORCEMENT TYPE: | Rebar | LIFTING TYPE: | Dogbone |

JENSEN PRECAST EST. 1968

WWW.JENSENPRECAST.COM

©2024 Jensen Precast- All rights reserved.
All materials appearing as Jensen Precast documents and the like are proprietary work product and are protected under U.S. copyright and other laws.
Unless in conjunction with business conducted with Jensen Precast, any use of Jensen Precast work product without express, written consent is prohibited, and recipient is prohibited from distributing any and all work product to non-approved third parties under penalty of civil action.

REVISION HISTORY

| REV | DESCRIPTION | DATE | APPROVED |
|---|---|---|---|
| D-1 | REPLACED CONCRETE MIX TO EDISON | 4/4/2024 | |

| | | | |
|---|---|---|---|
| DESCRIPTION: | Intercept 3048x6.5 Slab Bottom Sump Edison<br>CASTING LAYOUT | REV: | D-1-1 |
| PART NUMBER: | 100012137 | DRAWN BY: | J. Prado |
| CREATED: | 6/13/2019 | MODIFIED: | 4/4/2024 |
| | | SHEET: | 1 OF 1 |

100012137.idw