DESIGN NOTES
■ TOP SLAB DESIGNED IN ACCORDANCE WITH 300 PSF PEDESTRIAN LOADING.
■ ALL PARTS TO BE STENCILED: MFG DATE / JOB NUMBER / PRODUCT ID / WEIGHT.

BILL OF MATERIALS

ITEM	UNIT QTY	QTY	PART NUMBER	DESCRIPTION
1	3.369 ft^3	3.369 ft^3	100024079	CONCRETE #19 SCC
2	1	12	100002785	INSERT THREADED METAL 1/2-13 UNC 1-1/2 IN
4	1	1	100017783	REINFORCING MAT 100017783
3	1	4	100002867	ANCHOR DOGBONE P52 2T X 3-3/8" GALV

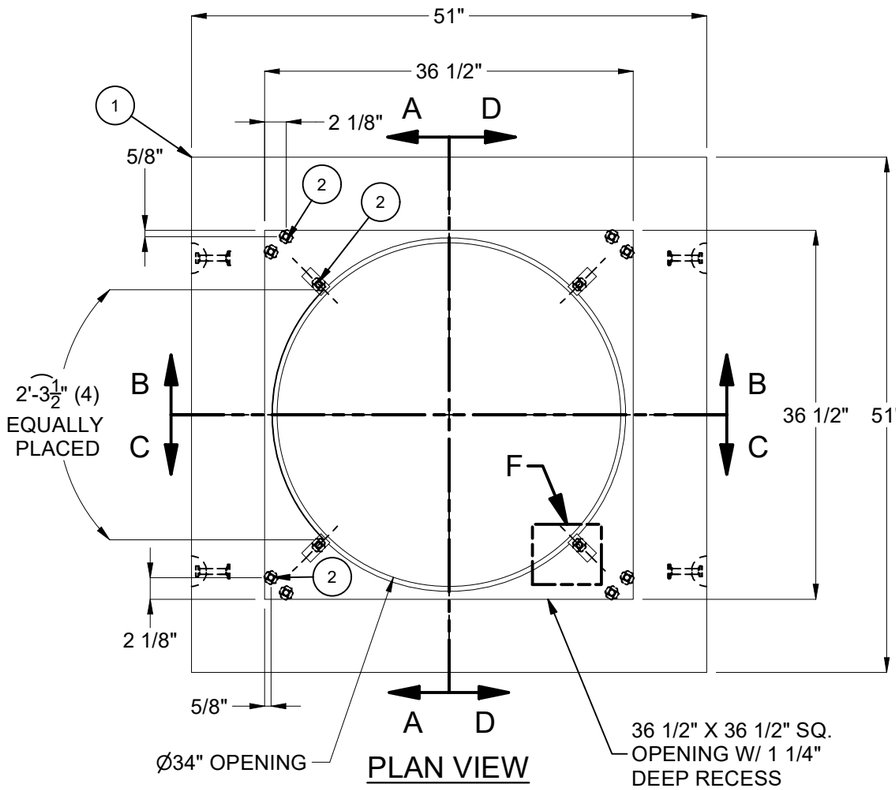

PLAN VIEW

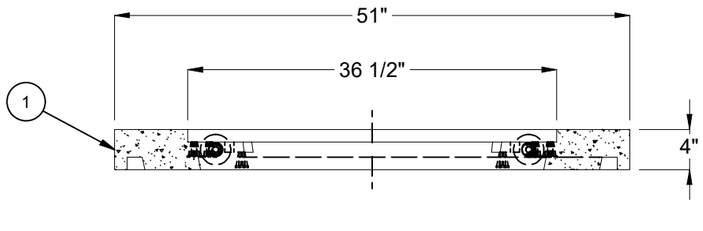

SECTION A-A

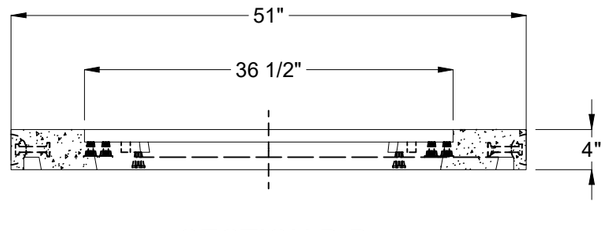

SECTION B-B

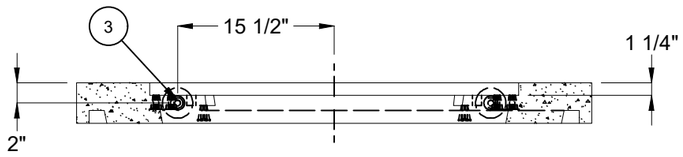

SECTION D-D

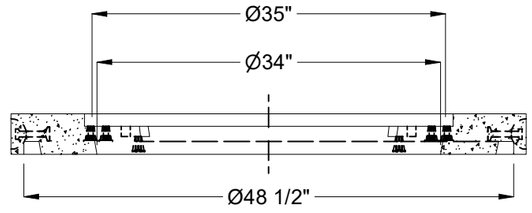

SECTION C-C

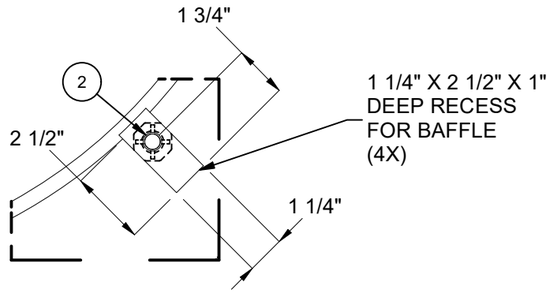

DETAIL F

LIFTING NOTES
■ INSTALLATION: THIS CONCRETE PRODUCT IS DESIGNED TO BE LIFTED AT 5500 PSI WITH 4 LIFT CONNECTIONS EQUALLY LOADED TO 4 LIFTING POINTS AT A MINIMUM 90° SLING ANGLE, MEASURED FROM HORIZONTAL.
■ DEMOLDING: THIS CONCRETE PRODUCT IS DESIGNED TO BE LIFTED AT 2500 PSI WITH 4 LIFT CONNECTIONS EQUALLY LOADED TO 4 LIFTING POINTS AT A MINIMUM 90° SLING ANGLE, MEASURED FROM HORIZONTAL.
*All rigging shall be design by a qualified professional. Loading diagrams show illustrations of possible rigging setups to achieve the required sling angle and load leg equalization. Other valid rigging configurations are possible. A qualified professional must be consulted prior to lifting.

RIGGING DIAGRAMS*

INSTALLATION	E	DEMOLDING	E

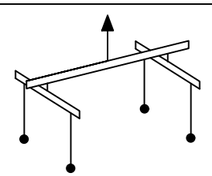

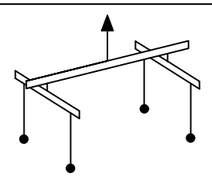

BURY DEPTH:	0.0' - 0.0' to Top		
WATER LEVEL:	3.0'	APPROX. WEIGHT:	509.21 Lbs
DESIGN SPEC:	ACI 318,ASTM C857	LOADING SPEC:	A-03 (300 psf)
REINFORCEMENT TYPE:	Rebar	LIFTING TYPE:	Insert

JENSEN PRECAST EST. 1968

WWW.JENSENPRECAST.COM

©2024 Jensen Precast- All rights reserved.
All materials appearing as Jensen Precast documents and the like are proprietary work product and are protected under U.S. copyright and other laws.
Unless in conjunction with business conducted with Jensen Precast, any use of Jensen Precast work product without express, written consent is prohibited, and recipient is prohibited from distributing any and all work product to non-approved third parties under penalty of civil action.
This product shall only be produced in a Jensen Precast facility.

REVISION HISTORY

REV	DESCRIPTION	DATE	APPROVED
C-1	ADDED DOGBONES	11/26/2024	

DESCRIPTION:	Round Manhole D4248x4 Rect. Slab Top 51x51 36"C Anaheim CU 1500-9	REV:	C-1
	CASTING LAYOUT	SHEET:	1 OF 1
PART NUMBER:	100010087	DRAWN BY:	S. Rodarte
CREATED:	8/15/2019	MODIFIED:	11/26/2024

100010087.idw