| DESIGN NOTES |
|---|
| ■ DESIGNED IN ACCORDANCE WITH AASHTO HS20-44 TRAFFIC BRIDGE LOADING USING 6,000 PSI COMPRESSIVE STRENGTH CONCRETE AND 60,000 PSI YIELD STRENGTH ASTM A-706 STEEL REINFORCEMENT PER CALCS. #34674. |
| ■ MINIMUM EXCAVATION SIZE: 8'-8" X 9'-2" X DEPTH REQ'D. |
| ■ ALL PARTS TO BE STENCILED: MFG DATE / JOB NUMBER / PRODUCT ID / WEIGHT. |

| CROSS REFERENCE | | |
|---|---|---|
| JENSEN PART No. | SHORT DESCRIPTION | SDGE STOCK No. |
| 100008940 | 3427 Distribution Transformer Pad 92" x 98" | S514012 |

## BILL OF MATERIALS

| ITEM | UNIT QTY | QTY | PART NUMBER | DESCRIPTION |
|---|---|---|---|---|
| 1 | 27.377 ft^3 | 27.377 ft^3 | 100037806 | CONCRETE 6000 PSI WETCAST #87 SCC W/ FLY ASH 5%-6% AIR SDGE FONT |
| 2 | 1 | 4 | 100002867 | ANCHOR DOGBONE P52 2T X 3-3/8" GALV |
| 3 | 1 | 1 | 100006083 | STRUT C-CHANNEL CONCRETE INSERT 1-5/8 X 1-5/8 12GA W/ANCHORS N-3200 12IN GALV |
| 4 | 1 | 1 | 100006092 | STRUT C-CHANNEL CONCRETE INSERT 1-5/8 X 1-5/8 12GA W/ANCHORS N-3200 27IN GALV |
| 5 | 1 | 1 | 300126129 | REINFORCING MAT 300126129 |
| 6 | 1 | 1 | 100002874 | ANCHOR DOGBONE P52 4T X 4-3/4" GALV |

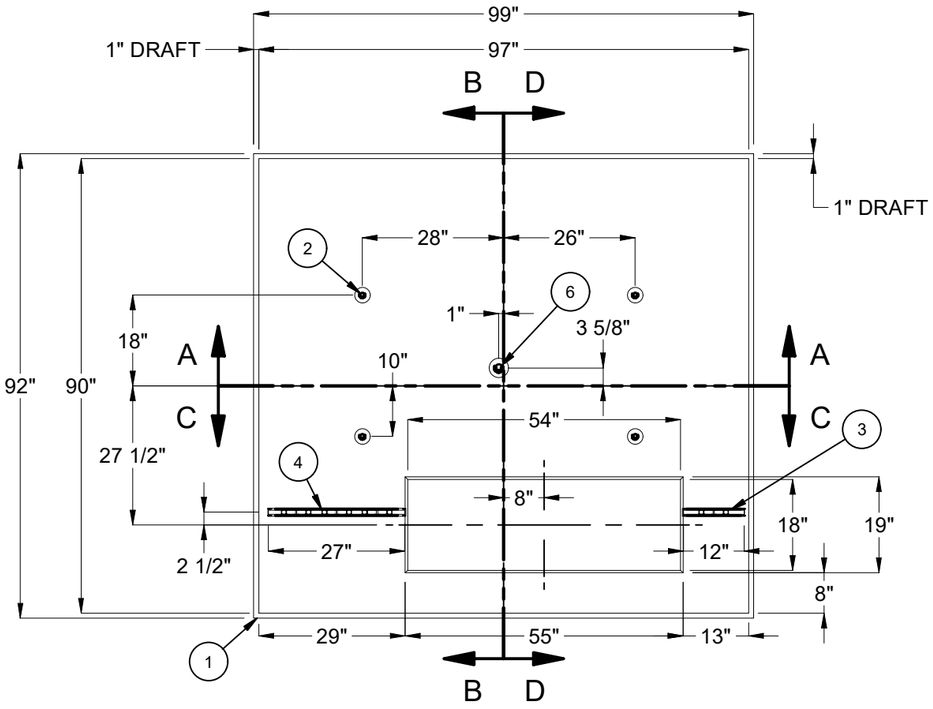


PLAN VIEW

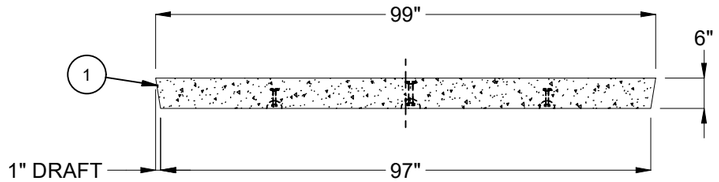


SECTION A-A

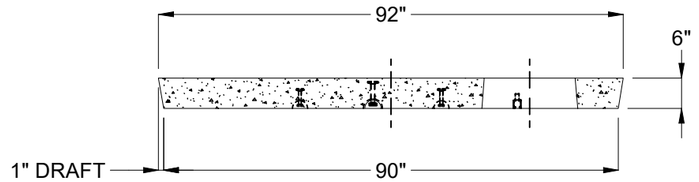


SECTION B-B

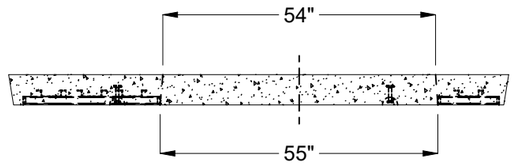


SECTION C-C

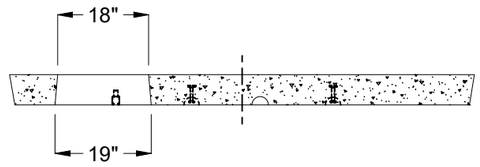


SECTION D-D

| LIFTING NOTES |
|---|
| ■ INSTALLATION: THIS CONCRETE PRODUCT IS DESIGNED TO BE LIFTED AT 5500 PSI WITH 1 LIFT CONNECTIONS EQUALLY LOADED TO 1 LIFTING POINTS AT A MINIMUM 90° SLING ANGLE, MEASURED FROM HORIZONTAL. |
| ■ DEMOLDING: THIS CONCRETE PRODUCT IS DESIGNED TO BE LIFTED AT 2500 PSI WITH 4 LIFT CONNECTIONS EQUALLY LOADED TO 4 LIFTING POINTS AT A MINIMUM 90° SLING ANGLE, MEASURED FROM HORIZONTAL. |
| *All rigging shall be design by a qualified professional. Loading diagrams show illustrations of possible rigging setups to achieve the required sling angle and load leg equalization. Other valid rigging configurations are possible. A qualified professional must be consulted prior to lifting. |

RIGGING DIAGRAMS*

| INSTALLATION | M | DEMOLDING | E |
|---|---|---|---|

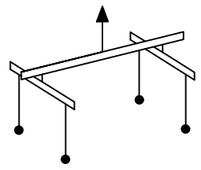



| | | | |
|---|---|---|---|
| BURY DEPTH: | 0.0' - 0.3' to Top | | |
| WATER LEVEL: | Below Structure | APPROX. WEIGHT: | 4144.21 Lbs |
| DESIGN SPEC: | ACI 318,ASTM C857 | LOADING SPEC: | A-03 (300 psf) |
| REINFORCEMENT TYPE: | Rebar | LIFTING TYPE: | Dogbone |

Infrastructure
JENSEN
WWW.JENSENPRECAST.COM

©2025 Jensen Infrastructure - All rights reserved.
All materials appearing as Jensen Infrastructure documents and the like are proprietary work product and are protected under U.S. copyright and other laws.
Unless in conjunction with business conducted with Jensen Infrastructure , any use of Jensen Infrastructure work product without express, written consent is prohibited, and recipient is prohibited from distributing any and all work product to non-approved third parties under penalty of civil action. This product shall only be produced in a Jensen Infrastructure facility.

REVISION HISTORY

| REV | DESCRIPTION | DATE | APPROVED |
|---|---|---|---|
| D-2 | UPDATE TITLE BLOCK | 11/26/2025 | |

| | | | |
|---|---|---|---|
| DESCRIPTION: | Pad 9790x6 SDGE 3427<br>CASTING LAYOUT | | REV: D-2 |
| PART NUMBER: | 100008940 | DRAWN BY: | D. Mejia |
| CREATED: | 7/22/2019 | MODIFIED: | 11/26/2025 |
| | | | SHEET: 1 OF 2 |

100008940.idw

| REINFORCING REVIEW NOTES |
|---|
| ■ THE MINIMUM COVER OVER REINFORCING STEEL SHALL BE AS FOLLOWS: |
| (A) 1 1/2" FOR INSIDE & OUTSIDE FACE OF WALLS. |
| (B) 1 1/2" FOR INSIDE & OUTSIDE FACE OF ROOF SLABS. |
| (C) 3/4" FOR SHEAR KEYS. |
| (D) UNLESS OTHERWISE SHOWN. |
| TOLERANCES: |
| 1. DIMENSIONS AFFECTING COVERAGE ...± 1/4"-0" |
| 2. DIMENSIONS IN PLANE OF CAGE AND NOT AFFECTING ABOVE ...± 1". |

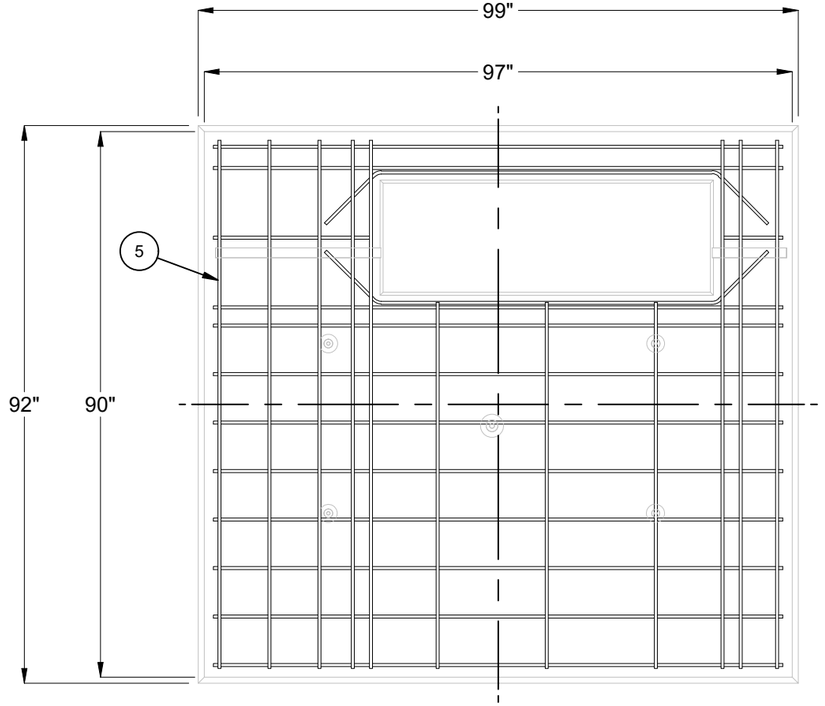


PLAN VIEW

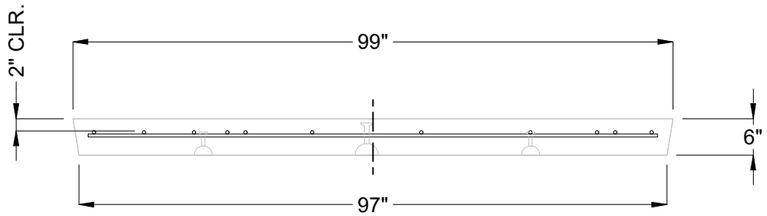


SIDE ELEVATION

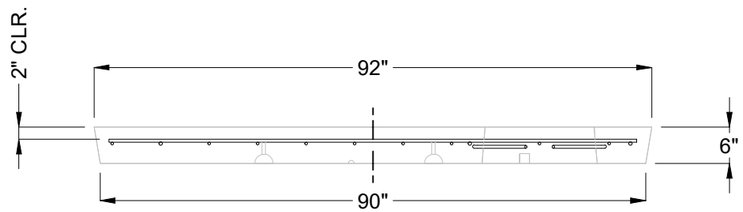


END ELEVATION

100008940.idw

| | | | |
|---|---|---|---|
| BURY DEPTH: | 0.0' - 0.3' to Top | | |
| WATER LEVEL: | Below Structure | APPROX. WEIGHT: | 4144.21 Lbs |
| DESIGN SPEC: | ACI 318,ASTM C857 | LOADING SPEC: | A-03 (300 psf) |
| REINFORCEMENT TYPE: | Rebar | LIFTING TYPE: | Dogbone |

Infrastructure JENSEN
WWW.JENSENPRECAST.COM

©2025 Jensen Infrastructure - All rights reserved.
All materials appearing as Jensen Infrastructure documents and the like are proprietary work product and are protected under U.S. copyright and other laws.
Unless in conjunction with business conducted with Jensen Infrastructure , any use of Jensen Infrastructure work product without express, written consent is prohibited, and recipient is prohibited from distributing any and all work product to non-approved third parties under penalty of civil action. This product shall only be produced in a Jensen Infrastructure facility.

| | | | |
|---|---|---|---|
| DESCRIPTION: | Pad 9790x6 SDGE 3427<br>REINFORCEMENT REVIEW | | |
| PART NUMBER: | 100008940 | DRAWN BY: | D. Mejia |
| CREATED: | 7/22/2019 | MODIFIED: | 11/26/2025 |
| REV: | D-2 | | |
| SHEET: | 2 OF 2 | | |