DESIGN NOTES
■ THIS PRODUCT MUST ONLY BE PRODUCED IN A JENSEN INFRASTRUCTURE FACILITY.
■ STRUCTURAL DESIGN IS BASED ON 300 PSF PEDESTRIAN LOADING.
■ DESIGN PER HECO SPEC 11312
■ SEE TITLE BLOCK FOR BURY DEPTH RANGE, WATER TABLE LEVEL, AND DESIGN AND LOADING SPECIFICATIONS.

BILL OF MATERIALS

ITEM	UNIT QTY	QTY	PART NUMBER	DESCRIPTION
1	1	1	100007228	FRAME 21-1/4X44-5/8 STEEL HH-PAN PKWY
2	1.016 ft^3	1.016 ft^3	100002728	CONCRETE MIX GENERIC 4000 PSI

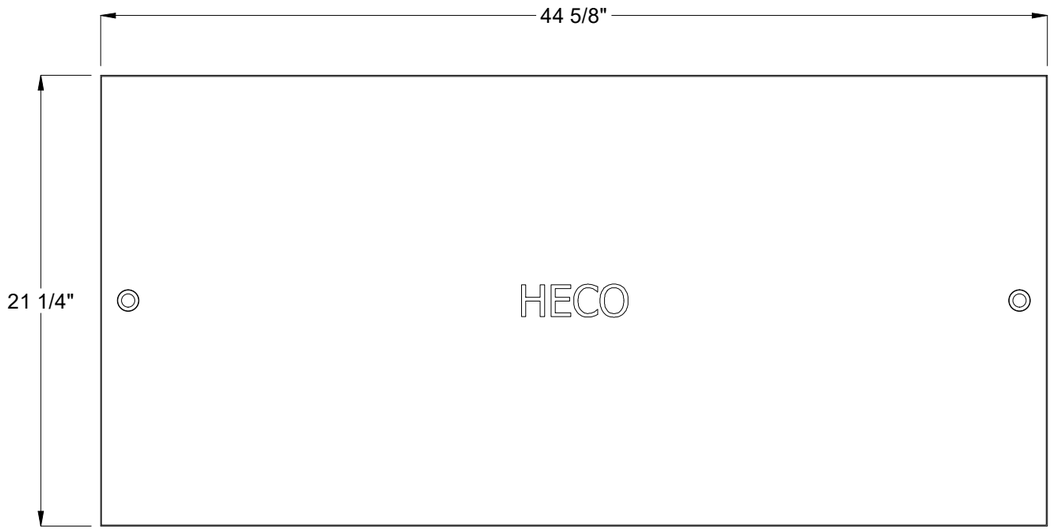

PLAN VIEW

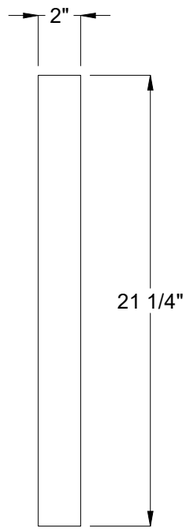

END VIEW

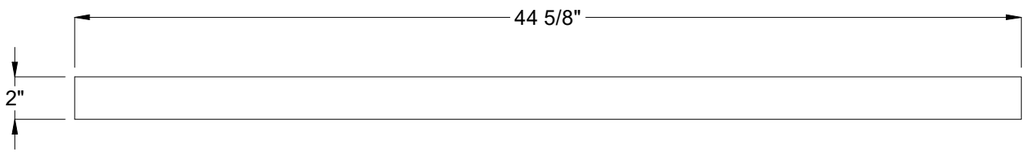

SIDE VIEW

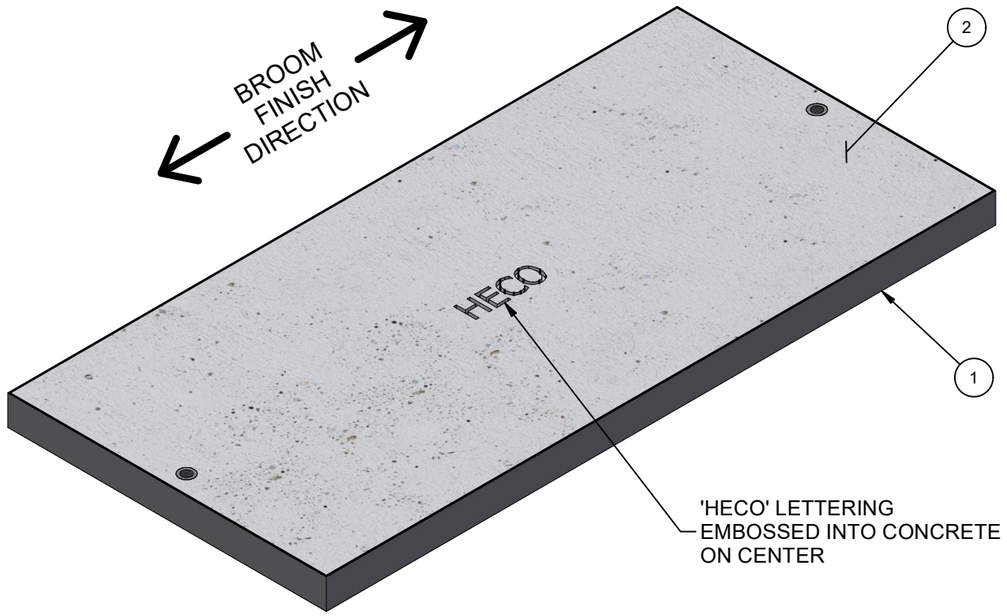

ISOMETRIC

100008265.idw

CHANGE HISTORY

NO.	DESCRIPTION	DATE	BY
1			
2			
3			

BURY DEPTH:	0.0' - 0.0' to Top		
WATER LEVEL:	3.0'	APPROX. WEIGHT:	192.07 Lbs
DESIGN SPEC:	N/A	LOADING SPEC:	A-03 (300 psf)
AGENCY:	HECO	AGENCY SPEC:	11312

Infrastructure
JENSEN
WWW.JENSENPRECAST.COM

©2025 Jensen Infrastructure - All rights reserved.
All materials appearing as Jensen Infrastructure documents and the like are proprietary work product and are protected under U.S. copyright and other laws.
Unless in conjunction with business conducted with Jensen Infrastructure any use of Jensen Infrastructure work product without express, written consent is prohibited, and recipient is prohibited from distributing any and all work product to non-approved third parties under penalty of civil action. This product shall only be produced in a Jensen Infrastructure facility.

DESCRIPTION: HN 2448 LID CONCRETE W/STEEL FRAME PI-011312 INWESCO - HECO
LAYOUT REVIEW

REV: A-1

PART NUMBER:	100008265	DRAWN BY:	B. McConnell
CREATED:	4/29/2024	MODIFIED:	9/9/2025

SHEET: 1 OF 1