NOTES

- FOR COMPLETE DESIGN AND PRODUCT INFORMATION CONTACT JENSEN PRECAST.

## BILL OF MATERIALS

| ITEM | UNIT QTY | QTY | PART NUMBER | DESCRIPTION |
|---|---|---|---|---|
| 1 | 11.539 ft^3 | 11.539 ft^3 | 100011425 | CONCRETE MIX GENERIC 5000 PSI |
| 2 | 1 | 4 | 100008599 | PULL IRON OFFSET .875DIA 3.875 IH X 11.5L X 6.75W GALV |
| 3 | 1 | 8 | 100004878 | ANCHOR UTILITY .671DIA 5-SLAB GALV P75 5UA671 |
| 4 | 1 | 1 | 100020451 | REINFORCING MAT 100020451 |

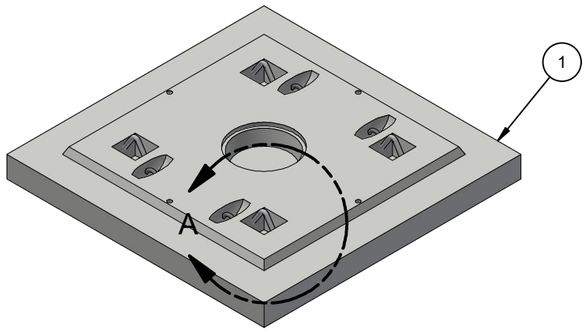


ISOMETRIC VIEW

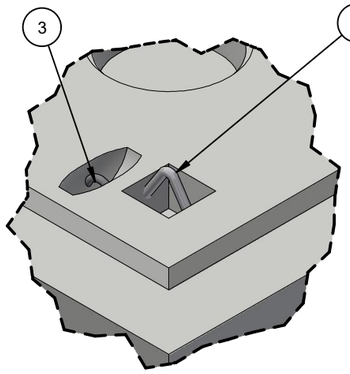


DETAIL A

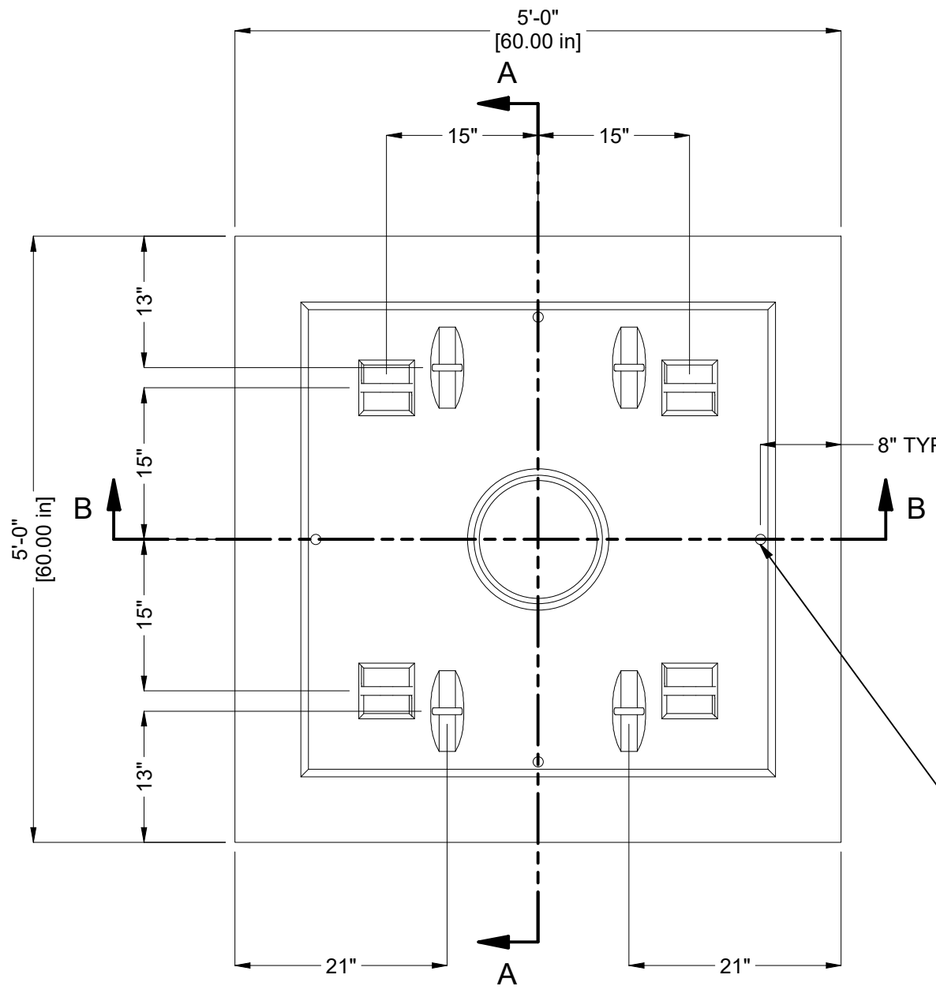


PLAN VIEW

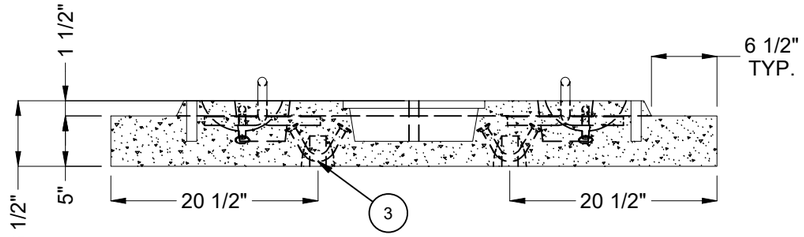


SECTION A-A

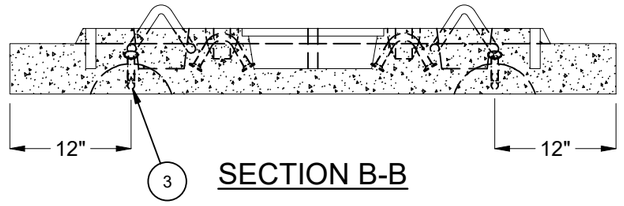


SECTION B-B

LIFTING NOTES

- THIS CONCRETE PRODUCT IS DESIGNED TO BE LIFTED AT 2,500 PSI WITH 4 LIFT CONNECTIONS EQUALLY LOADED TO 4 LIFTING POINTS AT A MINIMUM 60° SLING ANGLE, MEASURED FROM HORIZONTAL.

| | | | |
|---|---|---|---|
| BURY DEPTH: | 2.0' - 5.0' to Top | | |
| WATER LEVEL: | Below Structure | APPROX. WEIGHT: | 2254 Lbs |
| DESIGN SPEC: | ASTM C857,ACI 318 | LOADING SPEC: | A-16 (AASHTO HS20-44) |
| REINFORCEMENT TYPE: | Rebar | LIFTING TYPE: | A-Anchor |

JENSEN PRECAST EST. 1968

WWW.JENSENPRECAST.COM

©2022 Jensen Precast- All rights reserved.
All materials appearing as Jensen Precast documents and the like are proprietary work product and are protected under U.S. copyright and other laws.
Unless in conjunction with business conducted with Jensen Precast, any use of Jensen Precast work product without express, written consent is prohibited, and recipient is prohibited from distributing any and all work product to non-approved third parties under penalty of civil action.

CHANGE HISTORY

| NO. | DESCRIPTION | DATE | BY |
|---|---|---|---|
| 1 | INITIAL RELEASE | 7/22/2022 | DF |
| 2 | ADDED GROUNDING HOLES, SWITCHED PULLING IRONS | 7/31/2024 | J.R. |
| 3 | | | |

| | | | |
|---|---|---|---|
| DESCRIPTION: | Vault 4848x5 Slab Bottom Sump<br>CASTING LAYOUT | | REV: B-1 |
| PART NUMBER: | 100001285 | DRAWN BY: | D. Frazier |
| CREATED: | 11/1/2016 | MODIFIED: | 7/25/2022 |
| | | | SHEET: 1 OF 1 |

100001285.idw